

Floor Standing Multi-Flex

MCS

Combination version, single door

The revolutionary Multi-Flex range of mild steel single door floor standing enclosures sets new standards when it comes to strength and ease of use. From the moment Multi-Flex arrives in the panel shop, the advantages are plain to see. It's delivered on a pallet of exactly the same size so that it can be combined before the pallet is removed, and the mounting plate is on the outside so you can begin work immediately.



IP 56/NEMA 4, 12, 13, IK10

Technical data

Material: Frame: 1.5/1.75 mm painted steel. Door: 2 mm painted steel. Rear, roof and side panels: 1.5 mm painted steel.

Mounting plate: 3 mm galvanised steel. Bottom plates: 1 mm galvanised steel.

Frame: Seam welded reversed open profiles with 25 mm hole pattern according to DIN 43660. Including integrated external hole pattern.

Door: Surface mounted with hinges allowing left or right hand opening. Including door frame with 25 mm hole pattern.

Rear panel: Fitted by M6 torx screws. Standard facilities for rear door mounting.

Side panels: Supplied as an accessory.

Roof panel: Removable

Lock: Espagnolette 4-point locking system. Does not interfere with the enclosure inner space. Standard DIN-lock with 3 mm pin. Can be exchanged for standard inserts or Euro-cylinder, swing handle or digital locking system.

Bottom plates: Consists of three or four (D > 600) pieces.

Mounting plate: Double folded and slides into position. Adjustable in depth by steps of 25 mm Attached to the outside of the enclosure carton.

Earthing: All panels are earthed through their fittings and are equipped with a separate earthing stud.

Finish: Structure powder paint RAL 7035.

Protection: Corresponds with IP 56 and NEMA 4, 12 and 13. IK10.

Delivery: Frame with fitted door, rear panel, roof panel, bottom plates, mounting plate and door frame. Delivery also includes earthing bolts. Delivered on a pallet with width identical with the enclosure to allow suiting without removal. All packing material recyclable. In 400 wide enclosures a mounting plate, bottom plates and door frame are not standard.



Floor Standing Multi-Flex

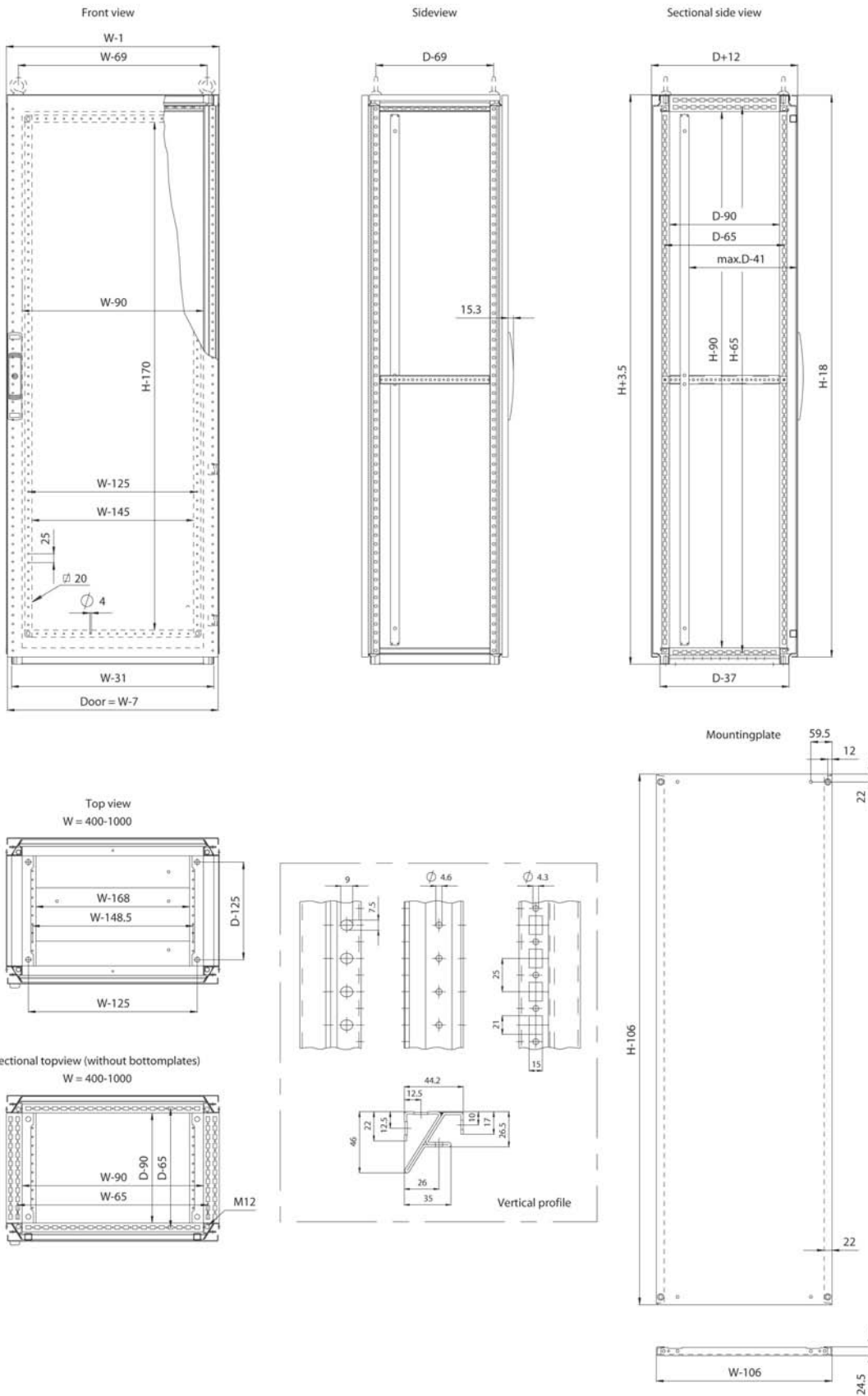
MCS, IP 56/NEMA 4, 12, 13, IK10

With mounting plate

Enclosure dimension			Mounting plate dimension					Door H	Door W	Weight	Part No.
H	W	D	h	w	d	W (c)	D (c)				
1800	600	400	1694	494	359	432	310	1630	455	91	MCS18064R5
		500	1694	494	459	432	410	1630	455	95	MCS18065R5
1800	800	400	1694	694	359	632	310	1630	655	113	MCS18084R5
		500	1694	694	459	632	410	1630	655	117	MCS18085R5
		600	1694	694	559	632	510	1630	655	122	MCS18086R5
1000	400	1694	894	359	832	310	1630	855	135	MCS18104R5	
		500	1694	894	459	832	410	1630	855	139	MCS18105R5
2000	600	400	1894	494	359	432	310	1830	455	100	MCS20064R5
		500	1894	494	459	432	410	1830	455	119	MCS20065R5
		600	1894	494	559	432	510	1830	455	124	MCS20066R5
		800	1894	494	759	432	710	1830	455	131	MCS20068R5
800	400	1894	694	359	632	310	1830	655	123	MCS20084R5	
		500	1894	694	459	632	410	1830	655	127	MCS20085R5
		600	1894	694	559	632	510	1830	655	132	MCS20086R5
		800	1894	694	759	632	710	1830	655	139	MCS20088R5
1000	500	1894	894	459	832	410	1830	855	150	MCS20105R5	
		600	1894	894	559	832	510	1830	855	155	MCS20106R5
		800	1894	894	759	832	710	1830	855	175	MCS20108R5
2200	600	2094	494	559	432	510	2030	455	134	MCS22066R5	
		800	2094	694	559	632	510	2030	655	141	MCS22086R5
		800	2094	694	759	632	710	2030	655	149	MCS22088R5



Dimensions



Floor Standing Multi-Flex accessories

SPM, Side panels



Description: Easy one man assembly. Sealed by an extruded, one piece polyurethane gasket and mounted with 8 screws. Can be replaced by the side door DS.

Material 1.5 mm steel plate.

Finish: Structure powder paint, RAL 7035.

Protection: IP 56/NEMA 4, 12, 13.

Pack. quantity: 2 panels with mounting material.

H	D	Part No.
1800	400	SPM1804R5
	500	SPM1805R5
	600	SPM1806R5
2000	400	SPM2004R5
	500	SPM2005R5
	600	SPM2006R5
2200	800	SPM2008R5
	600	SPM2206R5
	800	SPM2208R5

PF, Plinths, front/rear



Description: Front and rear plinth sections. For cabling without any restrictions and in accordance with the VDE 0113 standard. The plinth consists of four corner pieces with removable front covers. The side panels PS are to be ordered separately. Produced in 100 mm and 200 mm heights. 200 mm high plinths are delivered with a rear cover for cabling that consists of two removable panels 100 mm high. The front cover is a one piece panel of 200 mm high. All panels have double returns on each panel for added strength.

Material: Corner pieces in 2 mm zinc plated steel, panels in 1.5 mm steel plate.

Finish: Structure powder paint, RAL7022.

Pack. quantity: 1 set of 4 corner pieces including covers. 1 front and 1 rear panel (2 rear panels for 200 mm, high plinths) with mounting material. Mounting material for side panels and transversal profiles is also included in this package.

H	W	Part No.
100	600	PF1060
	800	PF1080
	1000	PF1100
	1200	PF1120

Add the side panels PS for a complete plinth or when combining enclosures add transversal panels PT for cable duct support and added rigidity.

PS, Plinth side panels



Description: Side panels to cover the openings in the depth of the PF plinth. Double folded panels for maximum strength.

Material: 1.5 mm steel plate.

Finish: Structure powder paint, RAL7022.

Pack. quantity: 2 panels. Mounting material included with PF.

H	D	Part No.
100	400	PS1040
	500	PS1050
	600	PS1060
	800	PS1080



Floor Standing Multi-Flex accessories

D, Plain doors



Description: Standard door equipped with DIN 3 mm lock system and door frame. Door accessory kit DMK (hinges, rod catches) to be ordered separately. Allows all the options of the locking programme and 180° hinges.

Maximum load: 800N

Material: 2 mm steel plate.


Finish: Structure powder paint RAL 7035.

Pack. quantity: 1 piece

H	W	Part No.
1800	600	D1806R5
	800	D1808R5
	1000	D1810R5
2000	600	D2006R5
	800	D2008R5
	1000	D2010R5
2200	600	D2206R5
	800	D2208R5
	1800	D1812LR5
2000	600	D1812RR5
	600	D2012LR5
	600	D2012RR5
2200	600	D2212LR5
	600	D2212RR5

If no door was fitted previously use hinge kit DMK01 or DMK02..

DGC, Glazed door



Description: Standard door with fitted clear safety glass to view the inside of the enclosure. Equipped with DIN 3 mm lock system and door frame. Allows all options of the locking programme. Use hinge kit DMK if not for replacement of standard door.

Material: Frame: 2 mm steel plate. Viewing area: 4 mm clear safety glass.

Finish: Structure powder paint. RAL 7035.

Protection: IP55/NEMA12, IK10

Pack. quantity: 1 piece

H	W	h	w	Part No.
1800	600	1576	415	DGC1806R5
	800	1576	615	DGC1808R5
2000	600	1776	415	DGC2006R5
	800	1776	615	DGC2008R5
2200	600	1976	415	DGC2206R5
	800	1976	615	DGC2208R5

If no door was fitted previously use hinge kit DMK01.

Floor Standing Multi-Flex accessories

DHN, Door hinges 180°



Description: Adjustable door hinges which allows the door to open 180 degrees, even when enclosures are bayed together.

Material: Die-cast alloy

Finish: Structured blue

Pack. quantity: 4 hinges with mounting material.

Part No.

DHN180

DSTP, Door stop



Description: To lock an open door in position. Mounted directly to the doorframe and into the enclosure profile thereby the full mounting area of the frame is kept free.

Material: Zinc plated steel.

Pack. quantity: 1 piece with mounting material.

Part No.

DSTP01

DMK, Door mounting kit



Description: Required when fitting a door. Only needed when there was no door mounted previously, for example when replacing a back panel for a door.

Pack. quantity: 4 standard hinges. 4 rod catches and mounting material.

Description

for single door enclosures

for double door enclosures

Part No.

DMK01

DMK02

DSW, Door switch



Description: Activates any electrical device (lighting, coolers, etc.). Can be fitted after installing the enclosure thereby keeping the door opening free. Fixed (without screws) on the inside hole pattern of the enclosure frame. Cable entry M 20.

Switch capacity: 6A-230V

Approvals: UL, CSA

Pack. quantity: 1 piece with mounting material.

Part No.

DSW01

Use door switch lead DSWC for easy connection.

DRA, Document pocket



Description: Self adhesive, for DIN A4.

Usable depth: 30 mm

Material: Thermoplastic

Colour: Grey, RAL 7035.

Pack. quantity: 1 Document pocket with double sided tape

Part No.

DRA04

Floor Standing Multi-Flex accessories

MP, Mounting plates



Description: Standard mounting plate. Fixing bracket kit MPA 06 to be ordered separately. Can also be mounted in the side of an enclosure by using bracket kit MPS or slide in from the side by using the sliding profile MTS. For heavy loads in vibrating environments use mounting plate reinforcement profile MPR and MPE or MPEF brackets.

Maximum load: 6000N

Material: 3 mm galvanised steel.


Note: 500 mm deep mounting plates for side mounting available on request.

Pack. quantity: 1 piece

H	W	h	w	Part No.
1800	500	1694	394	MP1805
	600	1694	494	MP1806
1800	800	1694	694	MP1808
	1000	1694	894	MP1810
2000	600	1894	494	MP2006
	800	1894	694	MP2008
	1000	1894	894	MP2010
	1200	1894	1094	MP2012
2200	600	2094	494	MP2206
	800	2094	694	MP2208
	1200	2094	1094	MP2212

Use MPA (MF), UMB (KSS, CSS) for mounting the MP inside the enclosure.

MPF, Filler plates



Description: Covers the space between pairs of adjacent mounting plates to provide a continuous working surface, when two enclosures are mounted together.

Material: 2 mm zinc plated steel.

Pack. quantity: 1 plate with mounting material.

H	Part No.
1800	MPF1800
2000	MPF2000
2200	MPF2200

MPA, Mounting brackets non metallic mounting plate



Description: Equal to the top mounting brackets of the mounting plate. To fix profiles and plates, e.g. a wooden mounting plate, in the enclosure. Adjustable in depth in steps of 25 mm.

Material: Zinc plated steel.

Pack. quantity: 2 sets top brackets with mounting material.

Part No.

MPA04

MPD, Mounting plate adjustment brackets



Description: With these brackets the mounting plate can be adjusted in depth by steps of 25 mm in the enclosure frame.

Material: 3 mm zinc plated steel.

Pack. quantity: 2 brackets with mounting material.

Part No.

MPD02

Floor Standing Multi-Flex accessories

CLPK, Click-in profile



Description: Universal profile for both depth and width fitting on the 25 mm DIN hole pattern of the enclosure frame or in combination with the VB profiles. The 75 mm wide profile is equipped with three rows of holes of which one is turned 90 degrees. This makes it possible to mount the CLPF profiles in both directions. The CLPK can be secured by the use of self tapping screws.


Material: 1.5 mm zinc plated steel.

Pack. quantity: 4 profiles

For enclosure		Part No.
W/D		
400		CLPK400
500		CLPK500
600		CLPK600
800		CLPK800
1000		CLPK1000
1200		CLPK1200

Add CLPF profiles for almost unlimited mounting options.

CNM, Cage nuts



Description: Cage nuts M 6 designed for universal use on the enclosure frame profiles and the profile system.

Pack. quantity: 50 pieces

Thread	Description	Part No.
M6	for 1,6 mm	CNM615
M8	for 1,6 mm	CNM815

CNT, Extrudetite screws



Description: Torx extrudetite screws for fitting accessories, click in profiles, earthing etc.

Pack. quantity: 250 pieces

Thread	Part No.
M5	CNT05
M6	CNT06

CLPF, Mounting profile



Description: The CLPF profile system is a 40 mm wide and 25 mm high profile, which can be mounted in all directions in the enclosure frame. It can also be used in combination with the CLPK and the VB profiles. By turning the profile it can be used as a standard CP20/40 profile in combination with GLM 40/6 sliding nut, to mount installation material which needs adjusting in depth. The profiles, when mounted onto the enclosure frame are flush with the enclosure profiles. Two rows of hole patterns for cage nut fixing and self tapping screws are provided. For 90 mm wide profiles two profiles can be mounted next to each other.

Material: Zinc plated steel.

Pack. quantity: 4 profiles including fixing material.

For enclosure		
H/W	W/D	Part No.
400	400	CLPF400
600	600	CLPF600
800	800	CLPF800
1000	1000	CLPF1000
1800		CLPF1800
2000		CLPF2000
2200		CLPF2200

CNS, Screws for clip-on cage nuts



Description: Socket head screws M6x12 for clip-on cage nuts.

Pack. quantity: 250 pieces

Thread	Part No.
M6	CNS612



Floor Standing Multi-Flex accessories

CCE, External baying brackets



Description: Brackets mounted on the outside hole pattern of the frame ensuring a strong and 3 dimensional alignment of the bayed enclosures with "auto spacer" function. This method of baying enclosures has also the advantage of realising a direct earthing connection between the enclosure frames.

Material: 3 mm zinc plated steel.

Pack. quantity: 6 brackets with mounting material.

Part No.

CCE06

LC, Lifting device



Description: For optimal weight distribution when lifting bayed enclosures. To be used in combination with CCM bracket.

Material: 5 mm zinc plated steel.

Pack. quantity: 4 pieces with mounting material.

Part No.

LC12

CCI, Internal baying brackets



Description: Brackets provide a rigid reinforcement of the enclosure assembly. Automatic spacing between the enclosures is assured.

Material: 3 mm zinc plated steel.

Pack. quantity: 6 brackets with mounting material.

Part No.

CCI06

LE, Lifting eye bolts



Description: M12 thread. Mounts directly to the frame corner pieces of the enclosure. Complies with DIN 580 lifting requirements.

Maximum load: 3400N per lifting eye with max angle of 45°. Please follow Eldon lifting instructions.

Pack. quantity: 2 pieces

Description

Lifting eye zinc plated

Part No.

LE9301

CCM, Internal corner baying kit



Description: For extra support when bayed enclosures are fully equipped and require lifting. Can be used together with SPD separation plates.

Material: 3 mm zinc plated steel.

Pack. quantity: 4 brackets with mounting material.

Part No.

CCM04

Floor standing accessories, Lighting

LSC, Swing handle lock cover



Description: Swinghandle for LSSI range inserts. Also available with extra padlock facility (LSC503)

Pack. quantity: 1 swinghandle

Part No.
LSC501
LSC503

Add LSSI inserts for complete lock.

LSSI, Profile half cylinder locks



LSSI532



LSSI536



LSSI521

Description: Profile half cylinder inserts. To be used in the swinghandles LSC401 / LSC501. Also fits the doors for the EIRack range with swing handle: EDPA, EDGA, EDVA and all outlaying doors.

Pack. quantity: 1 piece

Description	Part No.
Profile half cylinder Ronis key C2123	LSSI521
DIN 3mm	LSSI528
Push button with round cylinder, key N°C2233.	LSSI532
Push button only	LSSI536

* Other key numbers available on request.

LTL, Enclosure light



Description: Fluorescent lamp equipped with switch electronic starter integrated socket and a protection cap. A male GST 18/3 connector is provided for connection to the power on one side and by a pass-through circuit to a female connector allows a further connection on the other side. An additional connector ST 17/2 allows the activation of the lamp by a door switch.

Power: Standard socket: 120/230 V / 50/60Hz / 16A Schuko. Other country specific sockets available on request.

Pack. quantity: 1 piece with tube and fixing devices.

H	W	D	Watt	Volt VAC	Frequency	Part No.
38	400	97	14W	230	50 Hz	LTL1425
	630	97	18W	230	50 Hz	LTL1825

COF, Female connectors



Pack. quantity: Pack of 5 female GST 18/3 connectors.

Part No.
COF05