


PowerLogic communication devices

EGX100 Ethernet gateway

EGX300 Integrated gateway-server

Technical data sheet

2011



PowerLogic EGX100

Ethernet gateway

PE66138



PowerLogic EGX100

Function

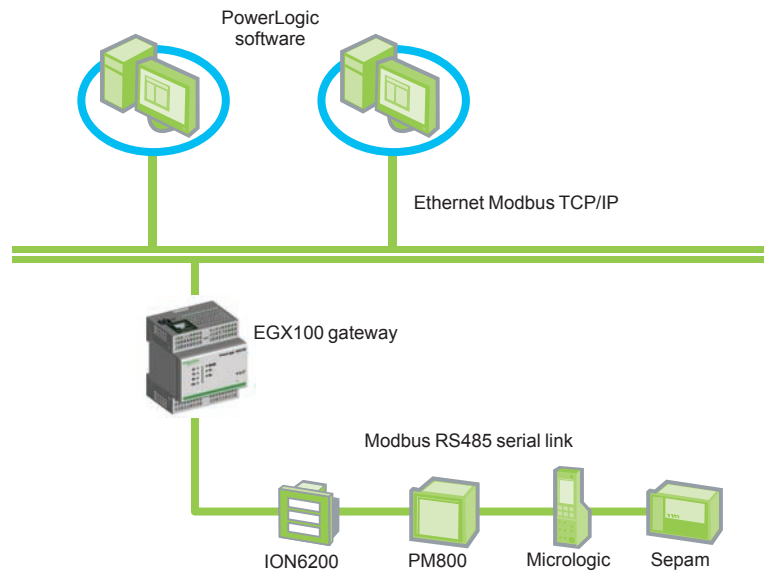
The EGX100 serves as an Ethernet gateway for PowerLogic system devices and for any other communicating devices utilising the Modbus protocol. The EGX100 gateway offers complete access to status and measurement information provided by the connected devices via PowerLogic software installed on a PC.

PowerLogic software compatibility

PowerLogic software is recommended as a user interface because they provide access to all status and measurement information. They also prepare summary reports. The EGX100 is compatible with:

- PowerLogic ION EEM enterprise energy management software
- PowerLogic ION Enterprise power management software
- PowerLogic System Manager power management software
- PowerLogic PowerView power monitoring software

Architecture



Setup

Setup via an Ethernet network

Once connected to an Ethernet network, the EGX100 gateway can be accessed by a standard internet browser via its IP address to:

- specify the IP address, subnet mask and gateway address of the EGX gateway
- configure the serial port parameters (baud rate, parity, protocol, mode, physical interface and timeout value)
- create user accounts
- create or update the list of the connected products with their Modbus or PowerLogic communication parameters
- configure IP filtering to control access to serial devices
- access Ethernet and serial port diagnostic data
- update the firmware
- specify the user language

Setup via a serial connection

Serial setup is carried out using a PC connected to the EGX100 via an RS232 link. This setup:

- specifies the IP address, subnet mask and gateway address of the EGX gateway
- specifies the language used for the setup session

Part numbers

Powerlogic EGX100	Schneider Electric	Square D
EGX100	EGX100MG	EGX100SD

PowerLogic EGX100

Ethernet gateway

PE86138



PowerLogic EGX100

Characteristics

	EGX100
Weight	170g
Dimensions (HxWxD)	80.8 x 72 x 65.8 mm
Mounting	Din rail
Power-over-Ethernet (PoE)	Class 3
Power supply	24 Vdc if not using PoE
Maximum burden	4 W
Operating temperature	-25 to 70°C
Humidity rating	5 to 95% relative humidity (without condensation) at +55°C

Regulatory/standards compliance for electromagnetic interference

Emissions (radiated and conducted)	EN55022/EN55011/FCC class A
Immunity for industrial environments:	
- electrostatic discharge	EN 61000-6-2
- radiated RF	EN 61000-4-2
- electrical fast transients	EN 61000-4-3
- surge	EN 61000-4-4
- conducted RF	EN 61000-4-5
- power frequency	EN 61000-4-6
- magnetic field	EN 61000-4-8

Regulatory/standards compliance for safety

International (CB scheme)	IEC 60950
USA	UL508/UL60950
Canada	cUL (complies with CSA C22.2, no. 60950)
Europe	EN 60950
Australia/New Zealand	AS/NZS25 60950

Serial ports

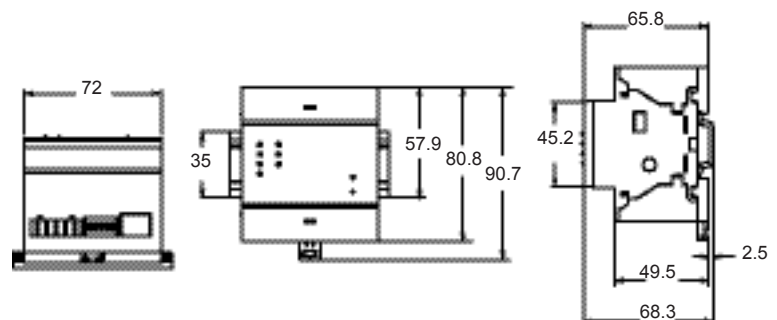
Number of ports	1
Types of ports	RS232 or RS485 (2-wire or 4-wire), depending on settings
Protocol	Modbus RTU/ASCII, PowerLogic (SY/MAX), Jbus
Maximum baud rate	38400 or 57600 baud depending on settings
Maximum number of connected devices	32 (directly) 247 (indirectly)

Ethernet port

Number of ports	1
Type of port	10/100 Base TX (802.3af) port
Protocol	HTTP, Modbus TCP/IP, FTP, SNMP (MIB II)

Installation

Din rail mounting



PowerLogic EGX300

Integrated gateway-server

PE80181



PowerLogic EGX300

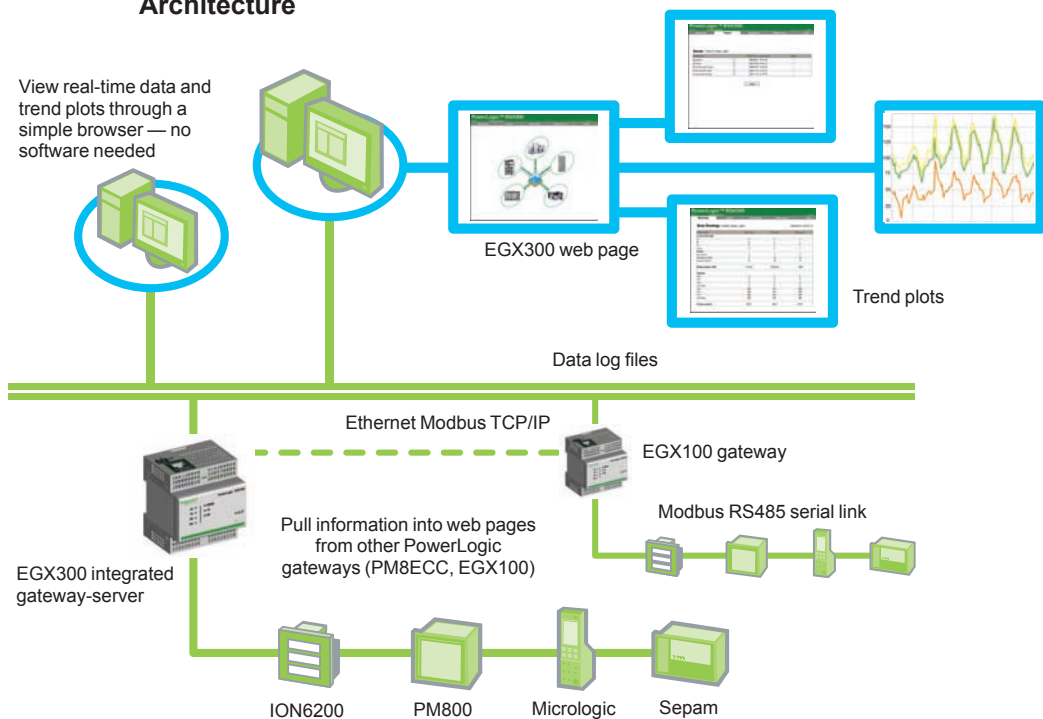
Function

The EGX300 is an Ethernet-based device providing a simple transparent interface between Ethernet-based networks and field devices. These include meter, monitors, protective relays, trip units, motor controls and other devices that communicate using ModbusTCP/IP, Modbus, JBUS, or PowerLogic protocol.

The EGX300 can form a simple, scalable web-based monitoring solution providing real-time data views, on-board data logging/trending, and simple control for field devices. The EGX300 helps provide a system solution that can upgrade to include monitoring software for more advanced data collection, trending, alarm/event management, analysis and other functions. The EGX300 is compatible with:

- PowerLogic ION EEM enterprise energy management software
- PowerLogic ION Enterprise power management software
- PowerLogic System Manager power management software
- PowerLogic PowerView power monitoring software

Architecture



Features

- View real-time and historical information and real-time trending from multiple locations via any standard web browser
- Automatically detect attached Modbus serial devices for easy setup
- Automatically email, FTP, or HTTP selected logged data to your PC for additional analysis
- Select the logging intervals and topics you want logged
- Ensures data and system security through password protection and controlled network access to individual/custom web pages
- Simplifies installation by receiving control power through the Ethernet cable utilising Power-over-Ethernet and offers the option to utilise 24 Vdc control power
- Perform simple control reset commands for supported devices (e.g. min/max, accumulated energy, etc.)
- Log equipment maintenance activities via the EGX web interface

Part numbers

Powerlogic EGX300	Schneider Electric	Square D
EGX300	EGX300	EGX300SD

PowerLogic EGX300

Integrated gateway-server

PE606181

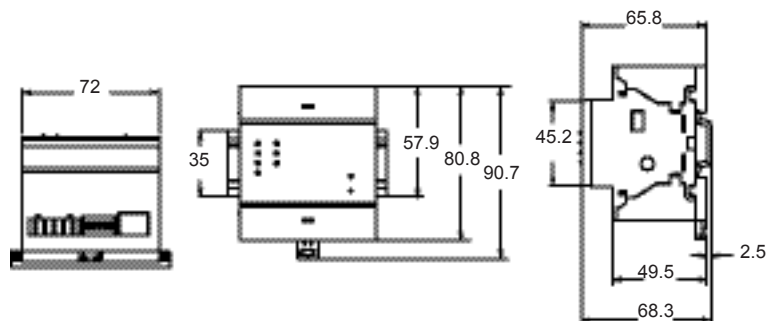


PowerLogic EGX300

Characteristics	
	EGX300
Weight	170g
Dimensions (HxWxD)	80.8 x 72 x 65.8 mm
Mounting	Din rail
Power-over-Ethernet (PoE)	Class 3
Power supply	24 Vdc if not using PoE
Maximum burden	4 W
Operating temperature	-25 to 70°C
Humidity rating	5 to 95% relative humidity (without condensation) at +55°C
Regulatory/standards compliance for electromagnetic interference	
Emissions (radiated and conducted)	EN55022/EN55011/FCC class A
Immunity for industrial environments:	
- electrostatic discharge	EN 61000-6-2
- radiated RF	EN 61000-4-2
- electrical fast transients	EN 61000-4-3
- surge	EN 61000-4-4
- conducted RF	EN 61000-4-5
- power frequency	EN 61000-4-6
- magnetic field	EN 61000-4-8
Regulatory/standards compliance for safety	
International (CB scheme)	IEC 60950
USA	UL508/UL60950
Canada	cUL (complies with CSA C22.2, no. 60950)
Europe	EN 60950
Australia/New Zealand	AS/NZS 60950
Serial ports	
Number of ports	1
Types of ports	RS232 or RS485 (2-wire or 4-wire), depending on settings
Protocol	Modbus RTU/ASCII, PowerLogic (SY/MAX), Jbus
Maximum baud rate	38400 or 57600 baud depending on settings
Maximum number of connected devices	32 (directly) 64 (indirectly)
Ethernet port	
Number of ports	1
Type of port	10/100 Base TX (802.3af) port
Protocol	HTTP, Modbus TCP/IP, FTP, SNMP (MIB II), BootP
Web server	
Memory for logging, custom web pages and documentation	512 Mb

Installation

Din rail mounting



Schneider Electric
35 Rue Joseph Monier
CS 30323
92506 Rueil Malmaison Cedex
Tel : +33 (0)1 41 29 70 00
<http://www.schneider-electric.com>
<http://www.PowerLogic.com>
PLSED309034EN ART#837617 Dec 2010
© 2011 - Schneider Electric - All rights reserved

As standards, specifications and designs develop from time to time, always ask for confirmation of the information given in this publication. ION, ION Enterprise, Modbus, PowerLogic and PowerView are either trademarks or registered trademarks of Schneider Electric. All other trademarks are property of their respective owners.

 *Printed on recycled paper*

Publishing : Schneider Electric
Production : Schneider Electric PMC
Printing : Made in France