

Low and Extra-Low voltage

PratiKa

Industrial plugs and sockets

Offer panorama



PratiKa plugs and sockets

General presentation



Additional safety is assured by sockets with electrical switch in which a mechanical lock avoid plug insertion and extraction on charge.



PratiKa offer includes the FAST patented solution: this innovative cabling system enables connection without stripping the conductor and with absolutely no screws required.

Sockets with interlock switch

Plugs and sockets

> Complete solutions:

- **Quick** to connect
- **Safe** to use
- **Functional** and **ergonomic**
- **Easy** and **intuitive**



Kaedra

Kaedra enclosures for PratiKa industrial sockets are part of a complete system of waterlight enclosures from 16 to 125 A, providing solutions for protection, control and electrical distribution for tertiary and industrial applications.

PratiKa plugs and sockets

Low voltage and extra-low voltage

PR1102195



A complete range of high performance industrial plugs and sockets

The PratiKa range of industrial plugs and sockets is basically designed to suit all needs and all kinds of environments: tertiary sector, industry, building sites, workshops, agricultural sector, as well as indoor and outdoor of any kind of building.

This wide range of plugs and sockets is the result of Schneider's experience and know-how, it is a complete range, available for the 16 A, 32 A, 63 A and 125 A with degree of protection IP44 and IP67 in the wander, panel and wall versions.

These solutions are:

- fast to connect
- safe in the use
- functional and ergonomic
- easy and intuitive.

PR1102291



A complete range of products to supply circuits with risks of direct and indirect contacts with live parts

The range includes 16 and 32 A versions available in different number of pole (2P and 3P).

PratiKa with FAST connection



The **FAST** connecting system is the most innovating solution of this series which guarantees the connection without stripping the conductor, in total absence of screw. This logo is the guarantee of the new patented connecting system of the **FAST** series. This solution is dedicated to flexible cables both for the 16 A and 32 A.

PratiKa with SCREW connection



The **SCREW** version simplifies the most common cabling solution, having introduced the orientation of the screws which are completely open to speed the cabling.

PratiKa plugs and sockets

Low voltage and extra-low voltage


Wall plugs and sockets



Wall installations both for plugs and sockets can now be realised with PratiKa Wall IP44 available with the FAST and the SCREW solution, 16 A and 32 A.

Robustness due to rigid cover, stainless steel screws and high level of thermoplastic material permit the use in tertiary, industry and any sector.


Complete solutions for 63 A and 125 A



The nickel-plated contacts, the stainless steel screws, and the high performing plastic materials, ensure the maximum protection even in very humid and corrosive environments.

A high performing thermoplastic material ensures the use in any aggressive environment in presence of oils and chemical agents.


Phase inverters and solutions for container



Phase inverters are designed to solve quickly and safely the problems concerning electrical connections of all rotary equipment.


These plugs and sockets have been built to ensure maximum protection and guaranteed functioning also in highly aggressive and corrosive environments.

Wander plugs angled 90°



This version allows to reduce the bulk of connection between itself and a panel sockets and limits the mechanical stresses upon the cables, due to the absence of curves.

Domestic panel sockets



A range of domestic sockets IP54 is now available presenting "shutters" (child protection) in all versions, these devices permit to avoid harmful contact with the sleeves in presence of tension.

PratiKa plugs and sockets

Low voltage and extra-low voltage



Extra-low voltage sockets



The PratiKa extra-low voltage sockets and plugs ensure the non-interchangeability by means of two reference elements:

- a guide spline
- a secondary keyway.

In accordance with the IEC 309-1 and IEC 309-2 standard.



Sockets with safety transformers



Both Unika and Isoblock series are used to power circuits with a voltage rating of 50 V maximum, in order to protect people from direct and indirect contacts, in conformity with IEC364 standards.

The units integrates the socket, the power transformer and the transformer protection from any overloading.

PratiKa plugs and sockets

Sockets with interlock switch

PR102248



A complete range in order to guarantee safety, reliability and functionality

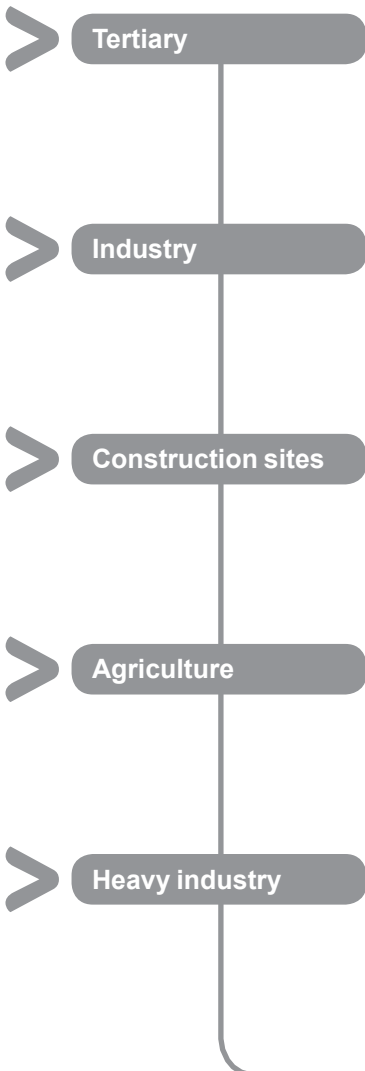
- Unika: highly functional features and very versatile installation system.
- Isoblock: for installation in high-risk areas.

In conformity with IEC 60309 standards, all the industrial sockets have a lock or holding mechanism, which keeps the plug firmly locked in the socket, preventing it from being pulled out involuntarily.

Sockets with an interlock switch have been designed to meet the safety requirements and, in particular, to prevent plug insertion or removal while the socket is under load.

Their interlocking device allows closure of the main switch and, subsequently, the power supply only when the plug is fully inserted in the socket, and when complete mechanical and electrical connection has occurred between the sleeves and pins. Plug removal is possible only when the switch is in the "off" position.

The use of these solutions is compulsory in accordance with the regulations in force, e.g. in places where there is a risk of explosion or fire. However, in order to prevent dangerous contacts capable of causing overheating and consequently insulation deterioration or the outbreak of a fire, it is always advisable to adopt this safety measures. In this way the user has the guarantee that current can only be accessed under optimum safety conditions with the plug correctly inserted.



PR102249

PR102250

PR102242

PR102251

PratiKa plugs and sockets

Sockets with interlock switch

PR102022



Global solution for industrial installations

Compact, unified sizes, versions with IP44 and IP65 protection, panel and wall-mounted, with or without integrated protection, all sockets provide quick solutions to the most demanding applications.

Unika series provides

Safety

Equipped with a mechanical switch, which ensures the control and local isolating of parts of the plant or utilities to permit intervention on electrical circuits or machines in total safety.

The sockets are in conformity with IEC 60309-2 and IEC 60309-4 standards.

Protection

Have fuse-blocks with isolators placed under the front protection and accessible only when the switch is open and plug removed and, thus, in the total absence of voltage. Thanks to the fuse clips, the contact pressure on the fuses remains constant independent of installation operations, preventing excessive overheating, harmful to their functioning and duration.

Resistance

Provides guaranteed IP44 and IP65 protection against the penetration of solids and liquids, in conformity with the IEC 60529 and EN 60529 standards, while resistance to mechanical shocks is covered by IK09 protection, in conformity with EN 62262 standards.

The structure and supporting frame of the equipment completely separated from the housing and the double walls, contribute to greatly increasing the mechanical resistance.

PR102023



A complete range for heavy-duty applications

IP65 protection, IK10 shock resistance, high resistance to aggressive chemical and atmospheric agents, specifically designed for heavy-duty applications.

Isoblock series provides

High resistance

Made of special techno-polymers, provide ultra-high resistance to aggressive chemical and atmospheric agents and guarantee maximum protection even in difficult, hazardous environments.

Protection

Against the penetration of solids and liquids, in conformity with the IEC 60529 standards, while resistance to mechanical shocks is covered by IK10 protection, in conformity with EN 62262 standards.

PratiKa plugs and sockets

Sockets with interlock switch

Serie Unika

Unique because of the following:


- one standard size 103 x 225 mm for 16 and 32 A sockets
- for IP44 and IP65 versions
- versions protected by fuses, without protection, with insulation transformers and with DIN rail for modular devices
- fitted wall-mounted, used individually, in combination or in the Kaedra system.

> Compact size



Unika sockets 16 - 32 A with interlock switch come in one standard size of 103 x 225 mm, which makes them the most compact on the market, guaranteeing at the same time ultra-high performance in terms of safety and functionality.

> Easy to install



Unika interlocked sockets series are very easy in installation thanks to:

- the same dimension of 16 and 32 A that can be easily interchanged on the 103 x 225 holes
- possibility to separate the body from the back box to facilitate the wall fixing and the wiring
- possibility to hang the body to comfortably cable the switch or MCBs (for 63A version)
- possibility of cable entrance from the top, from the bottom or from the side of the box.

> Design



The range includes functional and optimized shapes for an standingalone installation and for perfect integration with the unique Kaedra's enclosures.

The lines, the style and the shapes where conceived also on the basis of an easy manipulation and cabling.

> Kaedra System and modular bases



Unika series sockets 16 and 32 A can be installed either on single enclosures or modular bases, and can be combined to form complete, totally protected banks. Also, they can be fitted on a Kaedra system socket panels designed specifically for Unika, enabling the construction of interlocked socket panels with the possibility of differential protection integrated.

Unika 63 can be easily associated to other interlocked sockets of Unika series both vertically or horizontally, possibility available also with the Kaedra system of watertight enclosures.

PratiKa plugs and sockets

Sockets with interlock switch

Serie Isoblock



Differentiated functions

- Version with carrier for CH 10.3 x 38 cylindrical fuses in the 16 e 32 A applications and with E33 carrier for DIII fuses in the 63 A applications.
- Version with carrier for CH 10.3 x 38 cylindrical fuses equipped with LED indicator device, which it warns of the voltage presence in each phase.
- Version with DIN rail for installing any kind of modular equipment.



Modular panels

The cover of each individual interlocked socket can be easily removed enabling access for wiring and interconnections.

For the installation of associated interlocked sockets, modular panels are available ready-equipped with an junction box or modular enclosures.



Sockets with interlock switch

The Isoblock series of 63-125 A with thermal-magnetic (with or without earth-fault protection) is now equipped with the Compact NS160N circuit breaker, which give to the end-user lasting safety together with unsurpassed energy availability and very high electrical and technical features.



Socket combinations


Isoblock interlocked socket combinations consist of complete distribution units characterized by the high performance of the different sockets and, therefore, are intended for installation in hazardous environments.

They are easily combined with the connections devices supplied with each panel.

PratiKa plugs


Low voltage Selection guide

PratiKa plugs 16 - 32 A

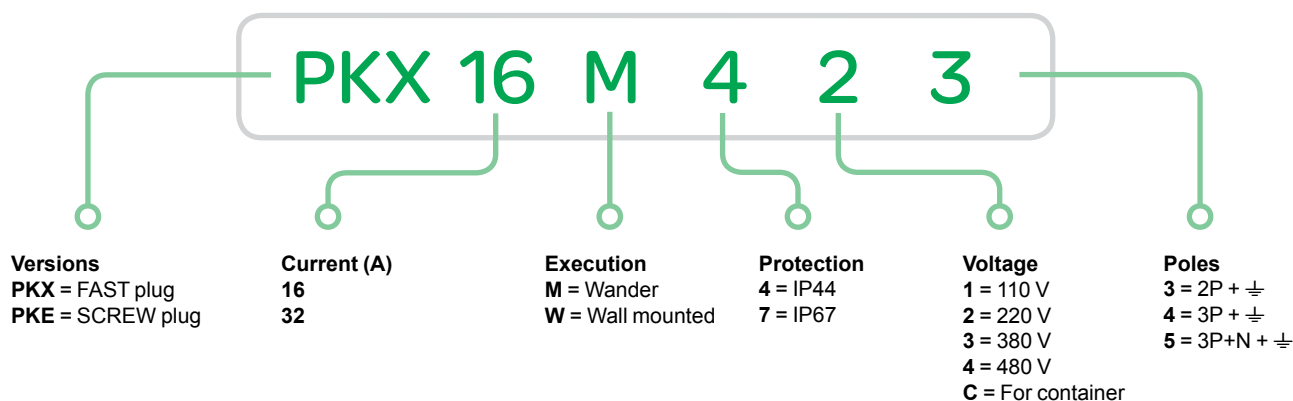
Rated current	Poles and wires	Freq.	Rated voltage	Clock position of contact	Wander plugs		Wander plugs		Wander plugs angled 90°	
					FAST connect 		SCREW connect		SCREW connect	
					IP44	IP67	IP44	IP67	IP44	IP67
16 A	2P + \perp	50/60	100-130 V AC	4 h	PKX16M413	PKX16M713	PKE16M413	PKE16M713	-	-
	3P + \perp	50/60		4 h	PKX16M414	PKX16M714	PKE16M414	PKE16M714	-	-
	3P+N + \perp	50/60		4 h	PKX16M415	PKX16M715	PKE16M415	PKE16M715	-	-
	2P + \perp	50/60	200-250 V AC	6 h	PKX16M423	PKX16M723	PKE16M423	PKE16M723	81704	81754
	3P + \perp	50/60		9 h	PKX16M424	PKX16M724	PKE16M424	PKE16M724	-	-
	3P+N + \perp	50/60		9 h	PKX16M425	PKX16M725	PKE16M425	PKE16M725	-	-
	2P + \perp	50/60	380-415 V AC	9 h	PKX16M433	PKX16M733	PKE16M433	PKE16M733	-	-
	3P + \perp	50/60		6 h	PKX16M434	PKX16M734	PKE16M434	PKE16M734	81708	81758
	3P+N + \perp	50/60		6 h	PKX16M435	PKX16M735	PKE16M435	PKE16M735	81709	81759
	3P + \perp	50/60	480-500 V AC	7 h	PKX16M444	PKX16M744	PKE16M444	PKE16M744	-	-
	3P+N + \perp	50/60		7 h	PKX16M445	PKX16M745	PKE16M445	PKE16M745	-	-
	32 A	2P + \perp	50/60	100-130 V AC	4 h	PKX32M413	PKX32M713	PKE32M413	PKE32M713	-
3P + \perp		50/60	4 h		PKX32M414	PKX32M714	PKE32M414	PKE32M714	-	-
3P+N + \perp		50/60	4 h		PKX32M415	PKX32M715	PKE32M415	PKE32M715	-	-
2P + \perp		50/60	200-250 V AC	6 h	PKX32M423	PKX32M723	PKE32M423	PKE32M723	81716	81766
3P + \perp		50/60		9 h	PKX32M424	PKX32M724	PKE32M424	PKE32M724	-	-
3P+N + \perp		50/60		9 h	PKX32M425	PKX32M725	PKE32M425	PKE32M725	-	-
2P + \perp		50/60	380-415 V AC	9 h	PKX32M433	PKX32M733	PKE32M433	PKE32M733	-	-
3P + \perp		50/60		6 h	PKX32M434	PKX32M734	PKE32M434	PKE32M734	81720	81770
3P+N + \perp		50/60		6 h	PKX32M435	PKX32M735	PKE32M435	PKE32M735	81721	81771
3P+N + \perp		50/60	380-440 V AC	3 h	-	PKX32M7C4	-	PKE32M7C4	-	81799
3P + \perp		50/60		7 h	PKX32M444	PKX32M744	PKE32M444	PKE32M744	-	-
3P+N + \perp		50/60	480-500 V AC	7 h	PKX32M445	PKX32M745	PKE32M445	PKE32M745	-	-
Technical data, see page					16		16		17	

PratiKa plugs 63 - 125 A

Rated current	Poles and wires	Freq.	Rated voltage	Clock position of contact	Wander plugs	Wall-mounted plugs	Panel-mounted plugs
					SCREW connect	SCREW connect	SCREW connect
					IP67	IP67	IP67
63 A	3P + \perp	50/60	100-130 V AC	4 h	81376	81576	81876
	3P+N + \perp	50/60		4 h	81377	81577	81877
	2P + \perp	50/60	200-250 V AC	6 h	81378	81578	81878
	3P + \perp	50/60		9 h	81379	81579	81879
	3P+N + \perp	50/60	9 h	81380	81580	81880	
	3P + \perp	50/60	380-415 V AC	6 h	81382	81582	81882
	3P+N + \perp	50/60		6 h	81383	81583	81883
	3P + \perp	50/60	480-500 V AC	7 h	81385	81585	81885
3P+N + \perp	50/60	7 h		81386	81586	81886	
125 A	3P + \perp	50/60	100-130 V AC	4 h	81388	81588	81888
	3P+N + \perp	50/60		4 h	81389	81589	81889
	2P + \perp	50/60	200-250 V AC	6 h	81390	81590	81890
	3P + \perp	50/60		9 h	81391	81591	81891
	3P+N + \perp	50/60	9 h	81392	81592	81892	
	3P + \perp	50/60	380-415 V AC	6 h	81394	81594	81894
	3P+N + \perp	50/60		6 h	81395	81595	81895
	3P + \perp	50/60	480-500 V AC	7 h	81397	81597	81897
3P+N + \perp	50/60	7 h		81398	81598	81898	
Technical data, see page					16	19	20

Wall-mounted plugs		Wall-mounted plugs with back box		Panel-mounted plugs		Phase inverters									
FAST connect 		SCREW connect		SCREW connect		SCREW connect									
IP44		IP44		IP44		IP67		Wander-plugs		Wander plugs angled 90°		Wall-mounted plugs		Panel-mounted plugs	
IP44	IP44	IP44	IP67	IP44	IP67	IP44	IP67	IP44	IP67	IP44	IP67	IP44	IP67	IP44	IP67
PKX16W413	PKE16W413	83501	83551	81801	83851	-	-	-	-	-	-	-	-	-	-
PKX16W414	PKE16W414	83502	83552	81802	83852	-	83914	81726	81776	83526	83576	-	-	83876	83876
PKX16W415	PKE16W415	83503	83553	81803	83853	83905	83915	-	81777	83527	83577	83827	83877	-	-
PKX16W423	PKE16W423	83504	83554	81804	83854	-	-	-	-	-	-	-	-	-	-
PKX16W424	PKE16W424	83505	83555	81805	83855	83901	83911	81728	81778	83528	83578	-	-	83878	83878
PKX16W425	PKE16W425	83506	83556	81806	83856	83906	-	81729	81779	83529	83579	83829	83879	-	-
PKX16W433	PKE16W433	83507	83557	81807	83857	-	-	-	-	-	-	-	-	-	-
PKX16W434	PKE16W434	83508	83558	81808	83858	83902	83912	-	81780	83530	83580	83830	83880	-	-
PKX16W435	PKE16W435	83509	83559	81809	83859	83903	83913	-	-	83531	83581	83831	83881	-	-
PKX16W444	PKE16W444	83511	83561	81811	83861	-	-	81732	81782	83532	83582	83832	83882	-	-
PKX16W445	PKE16W445	83512	83562	81812	83862	-	-	81733	81783	83533	-	83833	83883	-	-
PKX32W413	PKE32W413	83513	83563	81813	83863	-	-	-	-	-	-	-	-	-	-
PKX32W414	PKE32W414	83514	83564	81814	83864	-	-	-	-	-	-	-	-	-	-
PKX32W415	PKE32W415	83515	83565	81815	83865	-	-	-	-	-	-	-	-	-	-
PKX32W423	PKE32W423	83516	83566	81816	83866	-	-	-	-	-	-	-	-	-	-
PKX32W424	PKE32W424	83517	83567	81817	83867	-	-	-	-	-	-	-	-	-	-
PKX32W425	PKE32W425	83518	83568	81818	83868	-	-	-	-	-	-	-	-	-	-
PKX32W433	PKE32W433	83519	83569	81819	83869	-	-	-	-	-	-	-	-	-	-
PKX32W434	PKE32W434	83520	83570	81820	83870	-	-	-	-	-	-	-	-	-	-
PKX32W435	PKE32W435	83521	83571	81821	83871	-	-	-	-	-	-	-	-	-	-
-	-	-	81599	-	83899	-	-	-	-	-	-	-	-	-	-
PKX32W444	PKE32W444	83523	83573	81823	83873	-	-	-	-	-	-	-	-	-	-
PKX32W445	PKE32W445	83524	83574	81824	83874	-	-	-	-	-	-	-	-	-	-
18		19		20		23									

Learn how to define your PratiKa: industrial plugs



PratiKa plugs

Extra-low voltage

Selection guide

PratiKa plugs 16 - 32 A



Rated current	Poles and wires	Freq. Hz	Rated voltage	Clock position of secondary keyway	Wander plugs		Wall-mounted plugs
					IP44	IP67	IP44
16 A	2P	50/60	20-25 V AC	s.r.	82301	82351	82501
	3P	50/60	20-25 V AC	s.r.	82302	82352	82502
	2P	50/60	40-50 V AC	12 h	82303	82353	82503
	3P	50/60	40-50 V AC	12 h	82304	82354	82504
	2P	100/200	20-25 V AC / 40-50 V AC	4 h	82305	82355	82505
	3P	100/200	20-25 V AC / 40-50 V AC	4 h	82306	82356	82506
	2P	401/500	20-25 V AC / 40-50 V AC	11 h	82311	82361	82511
	3P	401/500	20-25 V AC / 40-50 V AC	11 h	82312	82362	82512
32 A	2P	---	20-25 V AC / 40-50 V AC	10 h	82313	82363	82513
	2P	50/60	20-25 V AC	s.r.	82315	82365	82515
	3P	50/60	20-25 V AC	s.r.	82316	82366	82516
	2P	50/60	40-50 V AC	12 h	82317	82367	82517
	3P	50/60	40-50 V AC	12 h	82318	82368	82518
	2P	100/200	20-25 V AC / 40-50 V AC	4 h	82319	82369	82519
	3P	100/200	20-25 V AC / 40-50 V AC	4 h	82320	82370	82520
	2P	401/500	20-25 V AC / 40-50 V AC	11 h	82325	82375	82525
	3P	401/500	20-25 V AC / 40-50 V AC	11 h	82326	82376	82526
	2P	---	20-25 V AC / 40-50 V AC	10 h	82327	82377	82527
Technical data, see page					25		

PratiKa sockets

Low voltage Selection guide

PratiKa sockets 16 - 32 A

Rated current	Poles and wires	Freq. Hz	Rated voltage	Clock position of contact	Wander sockets		Panel mounted sockets				
					FAST connect		Angled FAST connect		Straight FAST connect		
					IP44	IP67	IP44	IP67	IP44	IP67	
16 A	2P + \perp	50/60	100-130 V AC	4 h	PKY16M413	PKY16M713	PKY16F413	PKY16F713	PKY16G413	PKY16G713	
	3P + \perp	50/60		4 h	PKY16M414	PKY16M714	PKY16F414	PKY16F714	PKY16G414	PKY16G714	
	3P+N + \perp	50/60		4 h	PKY16M415	PKY16M715	PKY16F415	PKY16F715	PKY16G415	PKY16G715	
	2P + \perp	50/60	200-250 V AC	6 h	PKY16M423	PKY16M723	PKY16F423	PKY16F723	PKY16G423	PKY16G723	
	3P + \perp	50/60		9 h	PKY16M424	PKY16M724	PKY16F424	PKY16F724	PKY16G424	PKY16G724	
	3P+N + \perp	50/60		9 h	PKY16M425	PKY16M725	PKY16F425	PKY16F725	PKY16G425	PKY16G725	
	2P + \perp	50/60	380-415 V AC	9 h	PKY16M433	PKY16M733	PKY16F433	PKY16F733	PKY16G433	PKY16G733	
	3P + \perp	50/60		6 h	PKY16M434	PKY16M734	PKY16F434	PKY16F734	PKY16G434	PKY16G734	
	3P+N + \perp	50/60		6 h	PKY16M435	PKY16M735	PKY16F435	PKY16F735	PKY16G435	PKY16G735	
	3P + \perp	50/60	480-500 V AC	7 h	PKY16M444	PKY16M744	PKY16F444	PKY16F744	PKY16G444	PKY16G744	
	3P+N + \perp	50/60		7 h	PKY16M445	PKY16M745	PKY16F445	PKY16F745	PKY16G445	PKY16G745	
	3P + \perp	50/60		4 h	PKY32M413	PKY32M713	PKY32F413	PKY32F713	PKY32G413	PKY32G713	
	32 A	3P + \perp	50/60	100-130 V AC	4 h	PKY32M414	PKY32M714	PKY32F414	PKY32F714	PKY32G414	PKY32G714
		3P+N + \perp	50/60		4 h	PKY32M415	PKY32M715	PKY32F415	PKY32F715	PKY32G415	PKY32G715
2P + \perp		50/60	200-250 V AC		6 h	PKY32M423	PKY32M723	PKY32F423	PKY32F723	PKY32G423	PKY32G723
3P + \perp		50/60		9 h	PKY32M424	PKY32M724	PKY32F424	PKY32F724	PKY32G424	PKY32G724	
3P+N + \perp		50/60		9 h	PKY32M425	PKY32M725	PKY32F425	PKY32F725	PKY32G425	PKY32G725	
2P + \perp		50/60	380-415 V AC	9 h	PKY32M433	PKY32M733	PKY32F433	PKY32F733	PKY32G433	PKY32G733	
3P + \perp		50/60		6 h	PKY32M434	PKY32M734	PKY32F434	PKY32F734	PKY32G434	PKY32G734	
3P+N + \perp		50/60		6 h	PKY32M435	PKY32M735	PKY32F435	PKY32F735	PKY32G435	PKY32G735	
3P + \perp		50/60	380-440 V AC	3 h	-	PKY32M7C4	-	PKY32F7C4	-	PKY32G7C4	
3P+N + \perp		50/60		7 h	PKY32M444	PKY32M744	PKY32F444	PKY32F744	PKY32G444	PKY32G744	
3P + \perp		50/60		7 h	PKY32M445	PKY32M745	PKY32F445	PKY32F745	PKY32G445	PKY32G745	
Technical data, see page					28		32				

PratiKa sockets 63 - 125 A

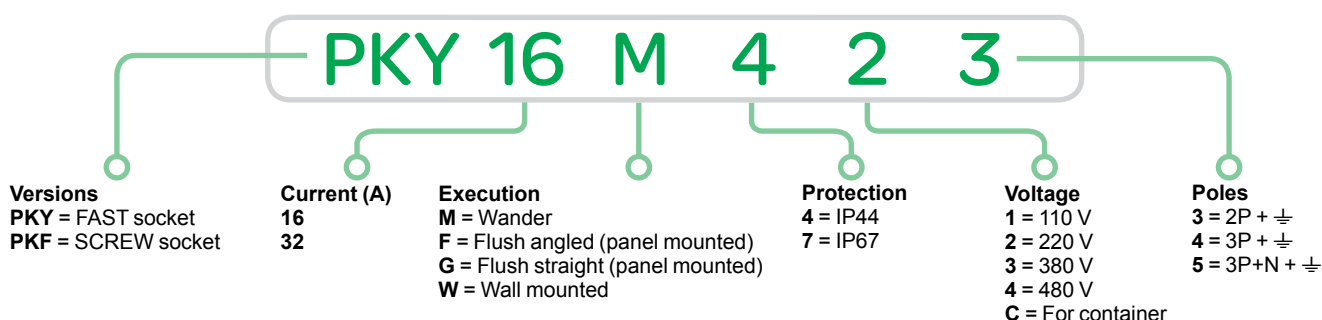
Rated current	Poles and wires	Freq. Hz	Rated voltage	Clock position of contact	Wander sockets	Wall-mounted sockets		
					SCREW connect	Angled SCREW connect	Straight SCREW connect	With back box SCREW connect
					IP67	IP67	IP67	IP67
63 A	3P + \perp	50/60	100-130 V AC	4 h	81476	81276	81676	81176
	3P+N + \perp	50/60		4 h	81477	81277	81677	81177
	2P + \perp	50/60		6 h	81478	81278	81678	81178
	3P + \perp	50/60	200-250 V AC	9 h	81479	81279	81679	81179
	3P+N + \perp	50/60		9 h	81480	81280	81680	81180
	3P + \perp	50/60		6 h	81482	81282	81682	81182
	3P+N + \perp	50/60	380-415 V AC	6 h	81483	81283	81683	81183
	3P + \perp	50/60		7 h	81485	81285	81685	81185
	3P+N + \perp	50/60		7 h	81486	81286	81686	81186
	125 A	3P + \perp	50/60	100-130 V AC	4 h	81488	81288	81688
3P+N + \perp		50/60	4 h		81489	81289	81689	81189
2P + \perp		50/60	6 h		81490	81290	81690	81190
3P + \perp		50/60	200-250 V AC	9 h	81491	81291	81691	81191
3P+N + \perp		50/60		9 h	81492	81292	81692	81192
3P + \perp		50/60		6 h	81494	81294	81694	81194
3P+N + \perp		50/60	380-415 V AC	6 h	81495	81295	81695	81195
3P + \perp		50/60		7 h	81497	81297	81697	81197
3P+N + \perp		50/60		7 h	81498	81298	81698	81198
Technical data, see page					28	29	33	30

Wander sockets		Panel mounted sockets				Wall-mounted sockets				
SCREW connect		Angled SCREW connect		Straight SCREW connect		FAST connect	SCREW connect		With back box SCREW connect	
IP44	IP67	IP44	IP67	IP44	IP67	IP44	IP44	IP67	IP44	IP67
PKF16M413	PKF16M713	PKF16F413	PKF16F713	PKF16G413	PKF16G713	PKY16W413	PKF16W413	PKF16W713	83101	83151
PKF16M414	PKF16M714	PKF16F414	PKF16F714	PKF16G414	PKF16G714	PKY16W414	PKF16W414	PKF16W714	83102	83152
PKF16M415	PKF16M715	PKF16F415	PKF16F715	PKF16G415	PKF16G715	PKY16W415	PKF16W415	PKF16W715	83103	83153
PKF16M423	PKF16M723	PKF16F423	PKF16F723	PKF16G423	PKF16G723	PKY16W423	PKF16W423	PKF16W723	83104	83154
PKF16M424	PKF16M724	PKF16F424	PKF16F724	PKF16G424	PKF16G724	PKY16W424	PKF16W424	PKF16W724	83105	83155
PKF16M425	PKF16M725	PKF16F425	PKF16F725	PKF16G425	PKF16G725	PKY16W425	PKF16W425	PKF16W725	83106	83156
PKF16M433	PKF16M733	PKF16F433	PKF16F733	PKF16G433	PKF16G733	PKY16W433	PKF16W433	PKF16W733	83107	83157
PKF16M434	PKF16M734	PKF16F434	PKF16F734	PKF16G434	PKF16G734	PKY16W434	PKF16W434	PKF16W734	83108	83158
PKF16M435	PKF16M735	PKF16F435	PKF16F735	PKF16G435	PKF16G735	PKY16W435	PKF16W435	PKF16W735	83109	83159
PKF16M444	PKF16M744	PKF16F444	PKF16F744	PKF16G444	PKF16G744	PKY16W444	PKF16W444	PKF16W744	83111	83161
PKF16M445	PKF16M745	PKF16F445	PKF16F745	PKF16G445	PKF16G745	PKY16W445	PKF16W445	PKF16W745	83112	83162
PKF32M413	PKF32M713	PKF32F413	PKF32F713	PKF32G413	PKF32G713	PKY32W413	PKF32W413	PKF32W713	83113	83163
PKF32M414	PKF32M714	PKF32F414	PKF32F714	PKF32G414	PKF32G714	PKY32W414	PKF32W414	PKF32W714	83114	83164
PKF32M415	PKF32M715	PKF32F415	PKF32F715	PKF32G415	PKF32G715	PKY32W415	PKF32W415	PKF32W715	83115	83165
PKF32M423	PKF32M723	PKF32F423	PKF32F723	PKF32G423	PKF32G723	PKY32W423	PKF32W423	PKF32W723	83116	83166
PKF32M424	PKF32M724	PKF32F424	PKF32F724	PKF32G424	PKF32G724	PKY32W424	PKF32W424	PKF32W724	83117	83167
PKF32M425	PKF32M725	PKF32F425	PKF32F725	PKF32G425	PKF32G725	PKY32W425	PKF32W425	PKF32W725	83118	83168
PKF32M433	PKF32M733	PKF32F433	PKF32F733	PKF32G433	PKF32G733	PKY32W433	PKF32W433	PKF32W733	83119	83169
PKF32M434	PKF32M734	PKF32F434	PKF32F734	PKF32G434	PKF32G734	PKY32W434	PKF32W434	PKF32W734	83120	83170
PKF32M435	PKF32M735	PKF32F435	PKF32F735	PKF32G435	PKF32G735	PKY32W435	PKF32W435	PKF32W735	83121	83171
-	PKF32M7C4	-	PKF32F7C4	-	PKF32G7C4	-	-	PKF32W7C4	-	81199
PKF32M444	PKF32M744	PKF32F444	PKF32F744	PKF32G444	PKF32G744	PKY32W444	PKF32W444	PKF32W744	83123	83173
PKF32M445	PKF32M745	PKF32F445	PKF32F745	PKF32G445	PKF32G745	PKY32W445	PKF32W445	PKF32W745	83124	83174
28		33				29			30	

PratiKa sockets 10 - 16 A

Rated current	Poles and wires	Freq.	Rated voltage	Type	Domestic sockets 50 x 50			Domestic sockets 65 x 85			
					Code grey	Code blue	Code black	Code grey	Code blue	Code black	
10 - 16 A	2P + \pm	Hz	200-250 V AC	Standard	IP54	IP54	IP54	IP54	IP65	IP54	IP54
		50/60		Italy	-	-	-	-	81139	-	-
				French	-	-	-	-	81146	-	-
				Germany	PKN51G	PKN51B	PKN51N	PKN61G	81140	PKN61B	PKN61N
					PKN52G	PKN52B	PKN52N	PKN62G	-	PKN62B	PKN62N
				England	PKS51G	PKS51B	PKS51N	PKS61G	81141	PKS61B	PKS61N
				Switzerland	PKS52G	PKS52B	PKS52N	PKS62G	-	PKS62B	PKS62N
					-	-	-	-	81144	-	-
					-	-	-	-	81145	-	-
Description											
Support with 1 adapter RJ45 Infra+ (50/60 Hz)					-	-	-	-	81142	-	-
Support with 2 adapters RJ45 Infra+ (50/60 Hz)					-	-	-	-	81143	-	-
Technical data, see page					35						

Learn how to define your PratiKa : industrial sockets



Sockets 16 - 32 A



Rated current	Poles and wires	Freq. Hz	Rated voltage	Clock position of secondary keyway	Wander sockets	
					IP44	IP67
16 A	2P	50/60	20-25 V	s.r.	82401	82451
	3P	50/60	20-25 V	s.r.	82402	82452
	2P	50/60	40-50 V	12 h	82403	82453
	3P	50/60	40-50 V	12 h	82404	82454
	2P	100/200	20-25 V / 40-50 V	4 h	82405	82455
	3P	100/200	20-25 V / 40-50 V	4 h	82406	82456
	2P	401/500	20-25 V / 40-50 V	11 h	82411	82461
	3P	401/500	20-25 V / 40-50 V	11 h	82412	82462
	2P	---	20-25 V / 40-50 V	10 h	82413	82463
	32 A	2P	50/60	20-25 V	s.r.	82415
3P		50/60	20-25 V	s.r.	82416	82466
2P		50/60	40-50 V	12 h	82417	82467
3P		50/60	40-50 V	12 h	82418	82468
2P		100/200	20-25 V / 40-50 V	4 h	82419	82469
3P		100/200	20-25 V / 40-50 V	4 h	82420	82470
2P		401/500	20-25 V / 40-50 V	11 h	82425	82475
3P		401/500	20-25 V / 40-50 V	11 h	82426	82476
2P		---	20-25 V / 40-50 V	10 h	82427	82477
Technical data, see page					38	



Sockets with safety transformer

Unika



Rated power	Rated voltage		Number and type of sockets	Panel mounted version		Wall-mounted version	
	Primary	Secondary		IP44	IP65	IP44	IP65
160 VA	230 V	24 V	1 x 2P 16 A	82026	82076	83026	83076
	400 V	24 V	1 x 2P 16 A	82027	82077	83027	83077
	230 V	24 V	-	-	-	-	-
	400 V	24 V	-	-	-	-	-
Technical data, see page				44			

							
Panel-mounted straight sockets Flange 65 x 65				Wall-mounted sockets			
IP44		IP67		IP44		IP44	
82901		82951		82101		82151	
82902		82952		82102		82152	
82903		82953		82103		82153	
82904		82954		82104		82154	
82905		82955		82105		82155	
82906		82956		82106		82156	
82911		82961		82111		82161	
82912		82962		82112		82162	
82913		82963		82113		82163	
82915		82965		82115		82165	
82916		82966		82116		82166	
82917		82967		82117		82167	
82918		82968		82118		82168	
82919		82969		82119		82169	
82920		82970		82120		82170	
82925		82975		82125		82175	
82926		82976		82126		82176	
82927		82977		82127		82177	
39							

Isoblock					
Number and type of sockets			Wall-mounted version		
			IP65		
1 x 2P 16 A			82061		
1 x 2P 16 A			82063		
2 x 2P 16 A			82062		
2 x 2P 16 A			82064		
49					

PratiKa sockets

With interlock switch

Unika - Isoblock / Selection guide

Sockets with interlock switch

Unika - Panel-mounted version



Rated nominal	Poles and wires	Freq. Hz	Rated voltage	Clock position of contact	Without protection			Protected by FUSE carrier			With DIN rail
					IP44	IP65	IP65	IP44	IP65	IP65	IP65
16 A	2P + \perp	50/60	100-130 V	4 h	82028	82078	-	82128	82178	-	-
	3P + \perp	50/60		4 h	82029	82079	-	82129	82179	-	-
	3P+N + \perp	50/60		4 h	82030	82080	-	82130	82180	-	-
	2P + \perp	50/60	200-250 V	6 h	82031	82081	-	82132	82181	-	-
	3P + \perp	50/60		9 h	82032	82082	-	82133	82182	-	-
	3P+N + \perp	50/60		9 h	82033	82083	-	82133	82183	-	-
	2P + \perp	50/60	380-415 V	9 h	82034	82084	-	82134	82184	-	-
	3P + \perp	50/60		6 h	82035	82085	-	82135	82185	-	-
	3P+N + \perp	50/60		6 h	82036	82086	-	82136	82186	-	-
	3P + \perp	50/60	480-500 V	7 h	82037	82087	-	82137	82187	-	-
	3P+N + \perp	50/60		7 h	82038	82088	-	82138	82188	-	-
	32 A	2P + \perp	50/60	100-130 V	4 h	82039	82089	-	82139	82189	-
3P + \perp		50/60	4 h		82040	82090	-	82140	82190	-	-
3P+N + \perp		50/60	4 h		82041	82091	-	82141	82191	-	-
2P + \perp		50/60	200-250 V	6 h	82042	82092	-	82142	82192	-	-
3P + \perp		50/60		9 h	82043	82093	-	82143	82193	-	-
3P+N + \perp		50/60		9 h	82044	82094	-	82144	82194	-	-
2P + \perp		50/60	380-415 V	9 h	82045	82095	-	82145	82195	-	-
3P + \perp		50/60		6 h	82046	82096	-	82146	82196	-	-
3P+N + \perp		50/60		6 h	82047	82097	-	82147	82197	-	-
3P+N + \perp		50/60	380-440 V	3 h	-	-	-	-	-	-	-
3P + \perp		50/60		7 h	82048	82098	-	82148	82198	-	-
3P+N + \perp		50/60	480-500 V	7 h	82049	82099	-	82149	82199	-	-
3P + \perp	50/60	7 h		-	-	-	-	-	-	-	
63 A	3P + \perp	50/60	100-130 V	4 h	-	-	PKB63T514	-	-	PKB63V514	PKB63U514
	3P+N + \perp	50/60		4 h	-	-	PKB63T515	-	-	PKB63V515	PKB63U515
	2P + \perp	50/60	200-250 V	6 h	-	-	PKB63T523	-	-	PKB63V523	PKB63U523
	3P + \perp	50/60		9 h	-	-	PKB63T524	-	-	PKB63V524	PKB63U524
	3P+N + \perp	50/60	9 h	-	-	PKB63T525	-	-	PKB63V523	PKB63U525	
	3P + \perp	50/60	380-415 V	6 h	-	-	PKB63T534	-	-	PKB63V534	PKB63U534
	3P+N + \perp	50/60		6 h	-	-	PKB63T535	-	-	PKB63V535	PKB63U535
	3P + \perp	50/60	480-500 V	7 h	-	-	PKB63T544	-	-	-	PKB63U544
	3P+N + \perp	50/60		7 h	-	-	PKB63T545	-	-	-	PKB63U545

Technical data, see page

42

Sockets with safety transformer

Unika - Panel-mounted version



Rated power VA	Number and type of sockets	Rated voltage		IP44	IP65
		Primary	Secondary		
16 A	1 x 2P 16 A	230 V	24 V	82026	82076
	1 x 2P 16 A	400 V		82027	82077

Technical data, see page

44

Wall and embedded box

Unika - Panel-mounted version



Number of sockets	Embedded box
1	83924
1 unmarked walls	-
1 wall with knock-outs	-
1 with junction box	-
2 with junction box	-
3 with junction box	-

Technical data, see page

46


Unika - Wall-mounted version							Isoblock - Wall-mounted version				
Without protection			Protected by FUSE carrier			With DIN rail	Protected by FUSE carrier With LED		With DIN rail		
IP44	IP65	IP65	IP44	IP65	IP65	IP65	IP65	IP65	IP65	IP65	IP65
83028	83078	-	83128	83178	-	-	83451 □	-	82751 □	-	-
83029	83079	-	83129	83179	-	-	83452 □	-	82752 □	-	-
83030	83080	-	83130	83180	-	-	83453 □	-	82753 □	-	-
83031	83081	-	83131	83181	-	-	83454 □	83354 □	82754 □	-	-
83032	83082	-	83132	83182	-	-	83455 □	-	82755 □	-	-
83033	83083	-	83133	83183	-	-	83456 □	-	82756 □	-	-
83034	83084	-	83134	83184	-	-	83457 □	-	82757 □	-	-
83035	83085	-	83135	83185	-	-	83458 □	83358 □	82758 □	-	-
83036	83086	-	83136	83186	-	-	83459 □	83359 □	82759 □	-	-
83037	83087	-	83137	83187	-	-	83461 □	-	82761 □	-	-
83038	83088	-	83138	83188	-	-	83462 □	-	82762 □	-	-
83039	83089	-	83139	83189	-	-	83463 □	-	83788 □	82763 ■	-
83040	83090	-	83140	83190	-	-	83464 □	-	83789 □	82764 ■	-
83041	83091	-	83141	83191	-	-	83465 □	-	83790 □	82765 ■	-
83042	83092	-	83142	83192	-	-	83466 □	83366 □	83791 □	82766 ■	-
83043	83093	-	83143	83193	-	-	83467 □	-	83792 □	82767 ■	-
83044	83094	-	83144	83194	-	-	83468 □	-	83793 □	82768 ■	-
83045	83095	-	83145	83195	-	-	83469 □	-	83794 □	82769 ■	-
83046	83096	-	83146	83196	-	-	83470 □	83370 □	83795 □	82770 ■	-
83047	83097	-	83147	83197	-	-	83471 □	83371 □	83796 □	82771 ■	-
-	83299	-	-	83399	-	-	-	-	83799 □	-	-
83048	83098	-	83148	83198	-	-	83473 □	-	83797 □	82773 ■	-
83049	83099	-	83149	83199	-	-	83474 □	-	83798 □	82774 ■	-
-	-	PKB63P514	-	-	PKB63R514	PKB63Q514	82876 ■	-	-	-	82778 ■
-	-	PKB63P515	-	-	PKB63R515	PKB63Q515	82877 ■	-	-	-	82777 ■
-	-	PKB63P523	-	-	PKB63R523	PKB63Q523	82878 ■	-	-	-	82776 ■
-	-	PKB63P524	-	-	PKB63R524	PKB63Q524	82879 ■	-	-	-	82779 ■
-	-	PKB63P525	-	-	PKB63R525	PKB63Q525	82880 ■	-	-	-	82780 ■
-	-	PKB63P534	-	-	PKB63R534	PKB63Q534	82882 ■	-	-	-	82782 ■
-	-	PKB63P535	-	-	PKB63R535	PKB63Q535	82883 ■	-	-	-	82783 ■
-	-	PKB63P544	-	-	-	PKB63Q544	82885 ■	-	-	-	82785 ■
-	-	PKB63P545	-	-	-	PKB63Q545	82886 ■	-	-	-	82786 ■
43							48				

Unika - Wall-mounted version				Isoblock - Wall-mounted version			
IP44		IP65		IP65			IP65
83026		83076	1P	82061 ■			82062 ■
83027		83077	2P	82063 ■			82064 ■
44				49			




Unika - Wall-mounted version					Isoblock - Wall-mounted version			
Wall mounting box		Modular basis			Modular panels			
16 - 32 A	63 A			Number and type sockets	With junction box	With modular enclosures		
-	-	-	-	1 x B16	83925 □	83325 □		
83919	-	-	-	2 x B16	83926 □	83326 □		
83920	PKB002	-	-	-	-	-		
-	-	83921	-	1 x 32/63	83927 ■	83327 ■		
-	-	-	83922	-	-	-		
-	-	-	-	83923	-	-		
46		47			50			

□ = Sockets 106 mm width. ■ = Sockets 144 mm width.

PratiKa plugs 32 A for containers

Rated current	Poles and wires	Freq.	Rated voltage	Clock position of contact	Wander plugs	Wander plugs
		Hz			FAST connect 	SCREW connect
32 A	3P + \perp	50/60	380 - 415 V AC	3 h	IP67 PKX32M7C4	IP67 PKE32M7C4
Technical data, see page					54	

PratiKa sockets 32 A for containers

Rated current	Poles and wires	Freq.	Rated voltage	Clock position of contact	Wander sockets	Panel mounted sockets	Straight
		Hz			FAST connect 	Angled FAST connect 	FAST connect 
32 A	3P + \perp	50/60	380 - 415 V AC	3 h	IP67 PKY32M7C4	IP67 PKY32F7C4	IP67 PKY32G7C4
Technical data, see page					54		

Interlocked Unika

Rated current	Poles and wires	Freq.	Rated voltage	Clock position of contact	Wall mounted sockets	With fuse carriers
		Hz			IP65	IP65
32 A	3P + \perp	50/60	400 - 440 V AC	3 h	83299	83399
Technical data, see page					54	



Wall-mounted plugs with back box

SCREW connect

IP67

81599

54



Panel-mounted plugs

SCREW connect

IP67

83899



Wander sockets

SCREW connect

IP67

PKF32M7C4

54



Panel mounted sockets

Angled

SCREW connect

IP67

PKF32F7C4



Wall-mounted sockets

SCREW connect

IP67

PKF32W7C4



With back box

SCREW connect

IP67

81199

Interlocked Isoblock



Sockets - 4.5 mod.

With rail DIN

IP65

83799

54

(*) Refs. of sockets enclosure without terminal block / Ref. of modular enclosure equipped with terminal blocks

Watertight Mini-enclosures

Number of modules	1 13175	4 13176	4 13177	2 / 3 13975	4 13976	6 13977	8 13978	12 13979

Watertight enclosures

The modular dimension of Kaedra enclosures allows their combination vertically or horizontally.

mm	138	236	340	448
280			 1 x 12 13981	 1 x 12 13990 1 x 18 13982
335			 12 + 1 13180 12 + 1 13191	
460	 5 13993 13178	 8 13179	 12 + 1 13181 2 x 12 13983	 2 x 12 13991 18 + 1 13182 2 x 18 13984
	 5 13185	 8 13186	 12 + 1 13187	 18 + 1 13188
	 5 13189	 8 13190	 12 + 1 13192	 13195 18 + 1 13193 13197
610	 13994		 3 x 12 13985 13196	 3 x 12 13986 3 x 18 13992 13198
842				 4 x 18 13987 13199

Schneider Electric Industries SAS

35, rue Joseph Monier
CS30323
F - 92506 Rueil Malmaison Cedex

RCS Nanterre 954 503 439
Capital social 896 313 776 €
www.schneider-electric.com

As standards, specifications and designs change from time to time, please ask for confirmation of the information given in this publication.



Printed on ecological paper

Design: Schneider Electric
Photos: Schneider Electric
Publishing: Altavia Connexion - made in France