



# MAGIK LED LIGHTING SOLUTIONS

— EXTENSIVE RANGE OF MORE THAN 200 PRODUCTS —



Shot Golf ball:  
Sparkling Light



Round Swivel  
downlighter:  
Sleek Design



Aura downlighter:  
Diffused soothing light



Decor Dome lamp:  
Elegant Design





Shot Golf Ball  
Sparkling Light



Sparkle Swivel  
Sleek Design

WELCOME  
TO A RANGE  
OF 200+ LED  
PRODUCTS.  
WELCOME  
TO MAGIK.



Aura Downlighter  
Diffused Soothing Light

## ABOUT CENTURY LED

CENTURY LED LTD is a forward looking LED lighting solution provider with the vision of being one of the top three organizations in this sector by 2020. We strive to understand the needs of our customers and offer solutions that are best in class, consumer centric and delightful. The name MAGIK encases the vision of the company to "TRANSFORM SPACES." MAGIK is unique in the Lighting Industry to enter the market with the help of three solid foundation pillars:

**Manufacturing** at its state-of-the-art facility at West Bengal, where every single product is crafted carefully under the supervision and scrutiny of our technicians. Thus ensuring, that our products offer the best quality services at the most reasonable of prices.

**Marketing** that focuses on enhancing the consumer's experience with a wide range, thoughtful product design and prompt service. **Monitoring** through a world-class Laboratory and Design Centre which help us deliver consistent and continuous performance. Thus, making the MAGIK Experience more than about Products & Services - it is about "**PERFORMANCE THAT DELIGHTS!**"

Let us TURN ON THE MAGIK!

## ABOUT OUR RANGE

Each product in the MAGIK LED range has been carefully crafted and designed to cater to your every need With easy to fit products that come in varied shapes and sizes, each product seamlessly finds its place in your home.






# THE MAGIC

## BEHIND THE MAGIC

The MAGIK range of products are built to deliver performance that will delight you always. With meticulous design processes, state-of-the-art manufacturing technologies and extensive quality monitoring regimes in our world-class lab.

### The Birth of MAGIK

All of our products are conceived at our design lab in Kolkata, where each and every parameter is meticulously designed and selected. Our R&D engineers select LEDs that deliver high lumens and colour accuracies from specific lots or “bins.” They are then assembled inside specially designed housings which help in proper heat dissipation. The electronic driver is designed to withstand the harsh Indian electrical voltage variations. Finally, each product is tested on our in-house Goneophotometer to ensure the right light output making it truly worthy of your beautiful home.



Magik products use LEDs from only selected LED Bins to deliver high-efficiency products as LED components vary from each other in terms of rendition of colour, forward voltage and flux even within the same production batch.

Installed in a big dark room, our MIRROR GONEO PHOTO METER tests and records data on the luminous intensity distribution curve, effective angle and beam angle, total Luminous flux, light efficiency, utilization factor, current, voltage, power and power factor amongst other parameters. This data helps us provide you with the optimum lighting solutions.



## Creating MAGIK

Century LED is one of the very few companies to enter the lighting sector with its own state-of-the-art manufacturing unit.

At our manufacturing unit, an automated SMT section prepares all of the LED units and electronic drivers. Then, semi-automated assembly lines in our plant produce high quality bulbs, battens, tubes, street lights, panels and down-lights. To provide a sense of consistency across all of our products, we incorporate strict manufacturing disciplines into all our production processes; thus leading to fewer mistakes and variations. Moreover, this helps us in delivering high quality products with optimum input costs. Our products are not just best-in-class, they are part of the national initiative to foster innovation and skill development and MAKE IN INDIA.

An automated printer first applies glue on pre-designated locations of a PCB, which then passes through an automated line onto a Pick and Place Machine which places the LED packets along with other components on the board. The PCB then passes through a Re-Flow Oven, where it is baked to form the desired PCB for a given product.



## Ensuring MAGIK

Our Quality Management System ensures rigorous performance tests using various NABL-worthy testing equipment and gives us the confidence to provide a 2 year replacement guarantee across our portfolio. Each one of our products goes through an ageing test where they are subjected to extreme voltage, high temperature, frequent switching on and off before they are packed for the market.



We also conduct extensive checks including colour analysis sphere test, Spectro radiometer integrating sphere test, IP chamber tests and other electrical and mechanical tests such as the Vibration test, Salt test and Drop test.

Additionally, we also perform Accelerated Life Ageing Lines for ensuring high light output throughout the life of the product.

# MAGIK PROMISES



PRE-TESTED  
LUMEN

All of the products are pre-tested for durability and lumen tests at our plant before being sent out.



FREE  
REPLACEMENT  
AT SITE\*

All and any replacement is free of charge and will be executed by our engineer right at the site itself.



2 YEARS  
REPLACEMENT  
GUARANTEE

All of the products come with a 2 year replacement guarantee, be it for the slightest of nuances in the same.



LIGHTING  
CONSULTANCY

Our customers can speak directly with our lighting consultants regarding any product related query and also seek guidance about the 'where, why and what' to fit at your site.



LUMEN  
WARRANTY

Be there a considerable change in the luminosity of any of our products, our engineer will personally come over to the site and replace the same; completely free of charge.



## HOW YOU CAN TURN ON THE MAGIK

A perfect combination of lighting and décor can do wonders to your home. And we at MAGIK help you live this truth. From transforming your dining space into a fine dining experience, to setting just the right mood in your living room, each of our solutions have something unique to say. Our range offers various lighting outputs and has varied light distributions and colour appearances. For every nook and corner of your home we have a MAGIK LED lighting solution to complement it.

So whilst you entertain guests in your living room, bring alive your prized possessions with our spot lights. On the other hand let your kids enjoy life in their bright rooms under the brilliance of our lighting fixtures.

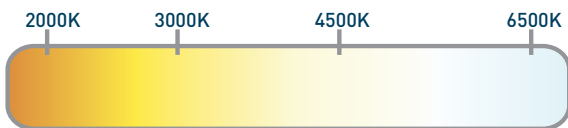
So go on and choose the right product from our extensive range and turn on the Magik in your home.

# THINGS TO CONSIDER WHILE BUYING LED

## IP

IP or Ingress protection classifies and rates the degree of protection of a product against dust, water and hazardous objects such as electrical conductors, moving parts etc. Some of the important IP ratings are listed below:

IP RATING	SUITABLE FOR	PROTECTION FROM SOLIDS	PROTECTION AGAINST LIQUIDS
IP44	Balconies, kitchens, staircases etc.	Protected against solid objects over 1 mm (tools, wires, small wires), large ants etc.	Water splashing against the enclosure from any direction shall have no harmful effect.
IP65	Gardens, streets, landscapes etc.	Protected against dust.	Protected against low pressure jets of water from all directions.



## CCT

The ambience of your home also depends a lot on the CCT, or in simple words, the colour of light emitted from your LED lighting fixture. Warm lights have a yellow hue to themselves, which make them ideal for ambient lighting in living rooms and bedrooms. Cool lights on the contrary are used for task-specific lighting purposes, such as in reading areas or offices.

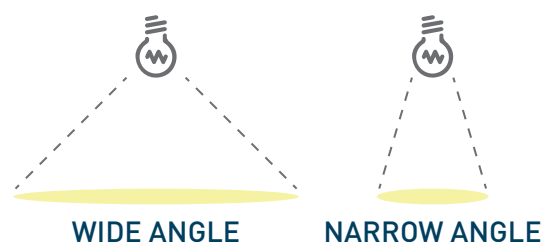


## CRI

CRI defines the quality of light emitted from an LED fixture. Higher CRI units bring out the real colours in objects within the beam range and make them starkly visible; just as they would usually look under natural light.

## BEAM ANGLE

It is the angle at which light is emitted from an LED lighting fixture. A sharp beam angle light is used to focus on special areas or specific objects like paintings, artefacts etc. Whereas a wide beam angle light is used to illuminate general areas such as hallways, living rooms etc.



# BRING MAGIK TO YOUR HOME

The **SPECTRUM 0.5w** night light makes sure that you sleep soundly at night. A low intensity bulb which can be kept lit all night, it provides a dim lighting to your bedroom and a perfect setting for a good night's sleep. (Refer pg.06)



## Cuddles and dreams

With a sparkling light and a low intensity, the **GOLF LAMP** is the perfect mirror light for your bathroom. Keeping your face lit up and your eyes away from the glare. (Refer pg.06)



## Adore yourself

Whilst you unwind and chill on your balcony, **CELINA** illuminates your space with a light that blends in perfectly with the current light of day. Striking that perfect balance between artificial and natural light. (Refer pg.12)



## Your personal outdoors



## Flowing gowns and straight ties

When in your dressing room, the spotlight ought to be on you. And **SPARKLE SPOT** makes sure it stays that way. With its focus lighting quality, these bulbs transform your dressing room into your personal ramp. (Refer pg.12)

## Your personal space

For those memorable moments with your loved one, the **PRISM BATTEN** provides a soft diffused lighting to your bed-room. Giving an end to end cove lighting experience and adding a dash of romance to your nights. (Refer pg.08)



## Showers and splashes

To help you recharge and relax, the **CELINA IP44**, which is both water and vapour resistant, sets up the perfect therapeutic light setting to your bathroom. (Refer pg.12)



## Games and giggles

The kid's room is a haven for fun and playfulness. And the **MAXIMO BATTEN** makes sure it stays that way. Providing a bright light, with a seamlessly low glare, it makes playtime for kids even more joyful. (Refer pg.09)



## Colours and patterns

Natural light brings out the best shade of you and your apparel. So to do just that, the **AURA DOWNLIGHTER** projects light that matches perfectly with the tone of daylight. Making sure, that the outdoors see you just the way you want them to. (Refer pg.11)



## Recipes and dishes

A happy kitchen makes for a happy home. And with its uniform lighting, the **HELIO SURFACE PANEL** provides clear visibility in your kitchen, adding that extra dash of magic to your recipes. (Refer pg.10)



## The room of memories

There's nothing like some well spent family time. And that's exactly what the **HELIO SLIM PANEL** does. With its wide throw range and sleek design, it brightly lights up every corner and space of your living room. (Refer pg.10)





# LED BULB MAXIMO



## Applications

- Living Room
- Bedroom

POWER	CCT	LUMEN	PF	POWER	CCT	LUMEN	PF
5W	6500K	500	>0.9	9W	2700K	810	>0.9
5W	3000K	450	>0.9	12W	6500K	1200	>0.9
7W	6500K	700	>0.9	12W	2700K	1080	>0.9
7W	3000K	630	>0.9	14W	6500K	1400	>0.9
9W	6500K	900	>0.9	14W	2700K	1260	>0.9

CRI: 80  
RATED VOLTAGE: 220-240V

BEAM ANGLE: 180°  
OP VOLTAGE RANGE: 100-285V

# LED BULB GRANDE



## Applications

- Living Room
- Bedroom

POWER	CCT	LUMEN	PF	POWER	CCT	LUMEN	PF
5W	6500K	475	>0.9	12W	6500K	1200	>0.9
5W	3000K	450	>0.9	12W	3000K	1080	>0.9
7W	6500K	700	>0.9	15W	6500K	1500	>0.9
7W	3000K	630	>0.9	15W	3000K	1425	>0.9
9W	6500K	900	>0.9	18W	3000K	1710	>0.9
9W	3000K	810	>0.9	18W	6500K	1800	>0.9

CRI: 80  
RATED VOLTAGE: 220-240V

BEAM ANGLE: 240°  
OP VOLTAGE RANGE: 100-285V

# DECO LAMP SPECTRUM



## Applications

- Living Room
- Bedroom

POWER	CCT	CAP	BEAM ANGLE
0.5W	RED	B22	180°
0.5W	GREEN	B22	180°
0.5W	BLUE	B22	180°
0.5W	YELLOW	B22	180°
0.5W	WHITE	B22	180°

OP VOLTAGE RANGE: 100-285V

RATED VOLTAGE: 220-240V

# GOLF BALL SHOT



## Applications

- Living Room
- Bedroom

POWER	DIFFUSER	BEAM ANGLE	CAP
5W	CLEAR	300°	E14
5W	CLEAR	260°	E27
5W	FROSTED	300°	E14

CRI: 80  
RATED VOLTAGE: 220-240V

CCT: 2700K  
LUMEN: 400LM

# CANDLE LAMP DIA



## Applications

- Living Room
- Bedroom

POWER	DIFFUSER	LUMEN	CRI
5W	CLEAR	380	80
5W	FROSTED	400	80

CRI: 80  
CAP: E14

CCT: 2700K  
BEAM ANGLE: 300°

# DOME LAMP DECOR



## Applications

- Living Room
- Bedroom

POWER	CCT	LUMEN	SIZE
12W	3000K	1020	P95
12W	6500K	1050	P95
15W	3000K	1250	P120
15W	6500K	1300	P120

CRI: 80  
RATED VOLTAGE: 220-240V

BEAM ANGLE: 300°  
PF > 0.9

# GU 10 LAMP SPARKLE



## Applications

- Living Room
- Bedroom

POWER	BEAM ANGLE	LED	LUMEN
5W	24°	SMD	410
5W	36°	SMD	400
5W	38°	COB	400
6.5W	120°	SMD	520
7W	38°	COB	540

CRI: 80  
CCT: 2700K

RATED VOLTAGE: 220-240V

# LED TUBE PRISM LINE



## Applications

- Living Room
- Bedroom

POWER	CCT	LUMEN	PF
9W	3000K	850	0.9
9W	6500K	900	0.9
20W	3000K	1850	0.9
20W	6500K	1900	0.9

CRI: 80

HOUSING: ALUMINIUM

# LED TUBE MAXIMO LINE



## Applications

- Living Room
- Bedroom

POWER	CCT	LUMEN	PF
9W	3000K	750	0.9
9W	6500K	800	0.9
18W	3000K	1400	0.9
18W	6500K	1450	0.9

HOUSING: ALUMINIUM  
OP VOLTAGE RANGE: 85-265V

RATED VOLTAGE: 220-240V

# BATTEN PRISM LINE 18W



## Applications

- Living Room
- Bedroom

POWER	CCT	LUMEN	PF
9W	6500K	855	>0.9
9W	3000K	800	>0.9
18W	6500K	1800	>0.9
18W	3000K	1700	>0.9

CRI: 80  
RATED VOLTAGE: 220-240V

HOUSING: ALUMINIUM  
OP VOLTAGE RANGE: 85-265V

END-TO-END FOR COVE LIGHTS

# BATTEN PRISM LINE 28W



## Applications

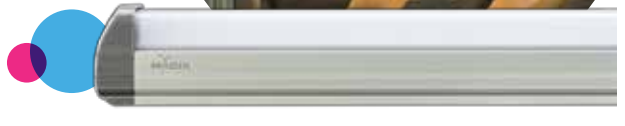

- Living Room
- Bedroom

POWER	CCT	LUMEN	PF
28W	6500K	2650	>0.9
28W	3000K	2600	>0.9

CRI: 80  
RATED VOLTAGE: 220-240V

HOUSING: ALUMINIUM  
OP VOLTAGE RANGE: 85-265V

# BATTEN PRISM LINE 36W



## Applications

- Living Room
- Bedroom

POWER	CCT	LUMEN	PF
36W	6500K	3450	>0.9
36W	3000K	3400	>0.9

CRI: 80  
RATED VOLTAGE: 220-240V

HOUSING: ALUMINIUM  
OP VOLTAGE RANGE: 85-265V

# BATTEN MAXIMO LINE T5



## Applications

- Living Room
- Bedroom

POWER	CCT	LUMEN	PF
9W	3000K	800	0.9
9W	6500K	855	0.9
18W	3000K	1700	0.9
18W	6500K	1800	0.9

CRI:80

HOUSING: ALUMINIUM

# BATTEN MAXIMO LINE T8



## Applications

- Living Room
- Bedroom

POWER	CCT	LUMEN	HOUSING
18W	3000K	1700	PC
18W	6500K	1800	PC
18W	3000K	1700	ALUMINIUM
18W	6500K	1800	ALUMINIUM

CRI:80

PF> 0.9

# BATTEN ECO LINE PC



## Applications

- Living Room
- Bedroom

POWER	CCT	LUMEN	PF
9W	3000K	650	0.9
9W	6500K	720	0.9
18W	3000K	1400	0.9
18W	6500K	1440	0.9

HOUSING: PC

OP VOLTAGE RANGE: 85-265V

# BATTEN ECO LINE ALU



## Applications

- Living Room
- Bedroom

POWER	CCT	LUMEN	PF
9W	3000K	850	0.9
9W	6500K	900	0.9
18W	3000K	1650	0.9
18W	6500K	1700	0.9

HOUSING: ALUMINIUM

OP VOLTAGE RANGE: 85-265V

# TUBE + BATTEN ECO LINE



## Applications

- Living Room
- Bedroom

POWER	CCT	LUMEN	PF
9W	3000K	680	0.9
9W	6500K	720	0.9
18W	3000K	1500	0.9
18W	6500K	1550	0.9

HOUSING: GLASS

OP VOLTAGE RANGE: 85-265V

# SURFACE PANEL HELIO



## Applications

- Living Room
- Bedroom

POWER	CCT	LUMEN	PF	POWER	CCT	LUMEN	PF
6W	6500K	480	0.9	18W	6500K	1600	0.9
6W	4000K	460	0.9	18W	4000K	1550	0.9
6W	3000K	440	0.9	18W	3000K	1500	0.9
12W	4000K	940	0.9	24W	6500K	2150	0.9
12W	6500K	960	0.9	24W	4000K	2130	0.9
12W	3000K	920	0.9	24W	3000K	2100	0.9

OP VOLTAGE RANGE: 85-265V

AVAILABLE IN ROUND & SQUARE

# SLIM PANEL ROUND HELIO



## Applications

- Living Room
- Bedroom

POWER	CCT	LUMEN	CUT OUT	POWER	CCT	LUMEN	CUT OUT
3W	6500K	230	72mm	15W	6500K	1250	160mm
3W	4000K	220	72mm	15W	4000K	1220	160mm
3W	3000K	200	72mm	15W	3000K	1200	160mm
6W	6500K	480	110mm	18W	6500K	1600	210mm
6W	4000K	460	110mm	18W	4000K	1550	210mm
6W	3000K	440	110mm	18W	3000K	1500	210mm
12W	6500K	960	160mm	24W	6500K	2150	285mm
12W	4000K	940	160mm	24W	4000K	2130	285mm
12W	3000K	920	160mm	24W	3000K	2100	285mm

PF > 0.9 (EXCEPT 3W)

OP VOLTAGE RANGE: 85-265V

# SLIM PANEL SQUARE HELIO



## Applications

- Living Room
- Bedroom

POWER	CCT	LUMEN	CUT OUT	POWER	CCT	LUMEN	CUT OUT
3W	6500K	230	72x72mm	15W	6500K	1250	160x160mm
3W	4000K	220	72x72mm	15W	4000K	1220	160x160mm
3W	3000K	200	72x72mm	15W	3000K	1200	160x160mm
6W	6500K	480	110x110mm	18W	6500K	1600	210x210mm
6W	4000K	460	110x110mm	18W	4000K	1550	210x210mm
6W	3000K	440	110x110mm	18W	3000K	1500	210x210mm
12W	6500K	940	160x160mm	24W	6500K	2150	285x285mm
12W	4000K	960	160x160mm	24W	4000K	2130	285x285mm
12W	3000K	920	160x160mm	24W	3000K	2100	285x285mm

PF > 0.9 (EXCEPT 3W)

OP VOLTAGE RANGE: 85-265V

# SOFT SWIVEL SPARKLE



## Applications

- Living Room
- Dress Room

POWER	CCT	LUMEN	CUT OUT
3W	3000K	200	Ø60mm
3W	4000K	225	Ø60mm
6W	3000K	425	Ø75mm
6W	4000K	450	Ø75mm
9W	3000K	700	Ø85mm
9W	4000K	725	Ø85mm

CRI: 80  
BEAM ANGLE :36°

PF> 0.9  
HOUSING: DIE CAST ALUMINIUM

# COB DOWNLIGHTER SPARKLE



## Applications

- Living Room
- Dress Room

POWER	CCT	LUMEN	CUT OUT
10W	6500K	1000	Ø95mm
10W	4000K	900	Ø95mm
15W	6500K	1200	Ø130mm
15W	4000K	1150	Ø130mm
20W	6500K	2000	Ø160mm
20W	4000K	1800	Ø160mm

CRI: 75  
RATED VOLTAGE: 220-240V

PF> 0.9  
HOUSING: DIE CAST ALUMINIUM

# DOWNLIGHT SHEEN



## Applications

- Living Room
- Balcony
- Dress Room
- Gallery

POWER	CCT	LUMEN	CUT OUT
6W	3000K	400	Ø85mm
6W	6500K	425	Ø85mm
12W	3000K	800	Ø100mm
12W	6500K	850	Ø100mm
24W	3000K	1600	Ø145mm
24W	6500K	1675	Ø145mm

PF> 0.9

HOUSING: DIE CAST ALUMINIUM

# DOWNLIGHT AURA



## Applications

- Living Room
- Balcony
- Dress Room
- Gallery

POWER	CCT	LUMEN	CUT OUT
3W	3000K	220	Ø76mm
3W	6500K	200	Ø76mm
5W	3000K	320	Ø76mm
5W	6500K	375	Ø76mm
7W	3000K	500	Ø95mm
7W	6500K	550	Ø95mm
9W	3000K	690	Ø115mm
9W	6500K	720	Ø115mm

CRI: 80  
RATED VOLTAGE: 220-240V

HOUSING: DIE CAST ALUMINIUM  
OP VOLTAGE RANGE: 85V-265V

# BUTTON SPOT



## Applications

- Living Room
- Bedroom
- Dress Room

POWER	CCT	LUMEN	CUT OUT
3W	3000K	230	Ø38mm
3W	6500K	230	Ø38mm

AVAILABLE IN ROUND AND SQUARE

# LED SOFT STRIP STREAM



## Applications

- Living Room
- Bedroom

POWER	COLOUR	IP	CHIP	POWER	COLOUR	IP	CHIP
5W	6500K	IP 20	3528	15W	6500K	IP 20	5050
5W	RED	IP 20	3528	15W	4000K	IP 20	5050
5W	GREEN	IP 20	3528	15W	3000K	IP 20	5050
5W	BLUE	IP 20	3528	7W	RGB	IP 20	5050
5W	3000K	IP 20	3528				

LENGTH: 5M

IP: 20

# CEILING LIGHT CELINA



## Applications

- Bathroom
- Kitchen
- Balcony

POWER	CCT	LUMEN	PF
15W	3000K	1350	>0.9
15W	6500K	1380	>0.9

CRI: 80  
RATED VOLTAGE: 220-240V

IP: 44  
OP VOLTAGE RANGE: 85-285V

# BULK HEAD ARENA



## Applications

- Roof
- Garden

POWER	CCT	LUMEN	PF
12W	3000K	1050	>0.9
12W	6500K	1100	>0.9

CRI: 80  
RATED VOLTAGE: 220-240V

IP: 65  
OP VOLTAGE RANGE: 85-285V

# FOR COMMERCIAL AND INDUSTRIAL PURPOSES

## LED TUBE ECO LINE



POWER	CCT	LUMEN	PF
9W	3000K	680	0.9
9W	6500K	720	0.9
18W	3000K	1500	0.9
18W	6500K	1550	0.9

HOUSING: GLASS

OP VOLTAGE RANGE: 85-285V

## PAR ASTOR



POWER	CCT	LUMEN	CAP
8W	2700K	640	E27
12W	2700K	1030	E27
15W	2700K	1200	E27

CRI: 80

OP VOLTAGE RANGE: 85-285V

PF > 0.9

BEAM ANGLE: 36°

## FLOOD LIGHT APOLLO



POWER	CCT	LUMEN	IP
10W	6500K	850	65
30W	6500K	2550	65
50W	6500K	4250	65

CRI: 80

HOUSING: DIE CAST ALUMINIUM

## TILE INFINI



POWER	CCT	LUMEN	LIGHT DESIGN
36W	3000K	2700	EDGE LIT
36W	4000K	2800	EDGE LIT
36W	6500K	2880	EDGE LIT
36W	3000K	2480	BACK LIT
36W	4000K	2520	BACK LIT
36W	6500K	2700	BACK LIT

PF > 0.9

HOUSING: DIE CAST ALUMINIUM



## STREET LIGHT SOLIS



POWER	CCT	LUMEN	IP
20W	5700K	2000	65
30W	5700K	3000	65
45W	5700K	4500	65
60W	5700K	6000	65
90W	5700K	9000	65
120W	5700K	12000	65
150W	5700K	15000	65

PF>0.0  
SURGE: 5KV (20W-4KV)

HOUSING: PDC ALUMINIUM

## FLOOD LIGHT ZENITH



POWER	CCT	LUMEN	IP
80W	5700K	1800	65
80W	3000K	7600	65
100W	5700K	10000	65
100W	3000K	9200	65
150W	5700K	15000	65
150W	3000K	14500	65
200W	5700K	20000	65
200W	3000K	18200	65

PF>0.9  
SURGE: 5KV

HOUSING: PDC ALUMINIUM

## COMMON FEATURES

**NO  
UV/IR**

UV rays are harmful to health and cause skin irregularities. Our entire range of LED products do not emit any UV/IR rays.

**NO Hg**

HG(Mercury) is a hazardous chemical, which is harmful for the environment and difficult to dispose. Our entire range of LED products do not contain HG.

**WIDE  
VOLTAGE**

Our entire range of LED products are protected from the unusual voltage fluctuations due to its wide voltage range

**LONG LIFE  
25000 HRS\***

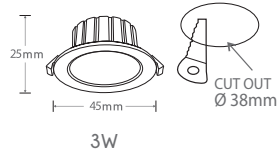
Our entire range of LED products are tested to last for 25,000 burning hours.

**INSTANT  
START**

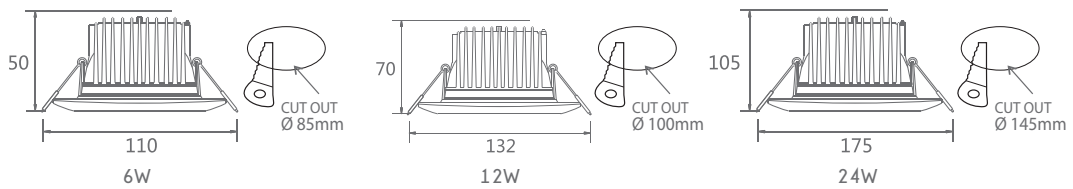
Magik LED lights turn on instantly, and they don't make you wait as compared to other traditional lights.

THESE ARE THE DIMENSIONS TO  
THE CUTOUTS FOR THEIR RESPECTIVE LIGHTS

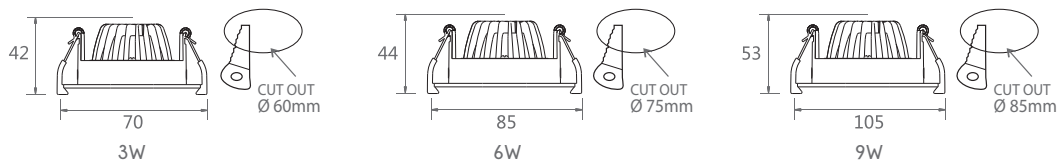
SPOT BUTTON



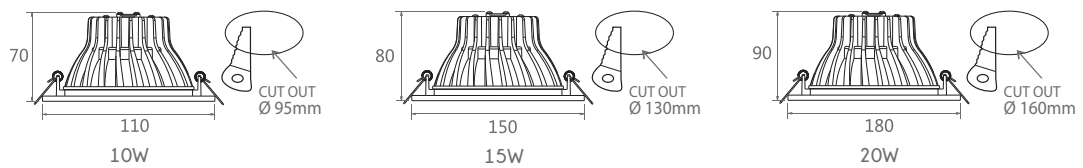
SHEEN DOWNLIGHTER



SPARKLE SWIVEL SPOTLIGHT

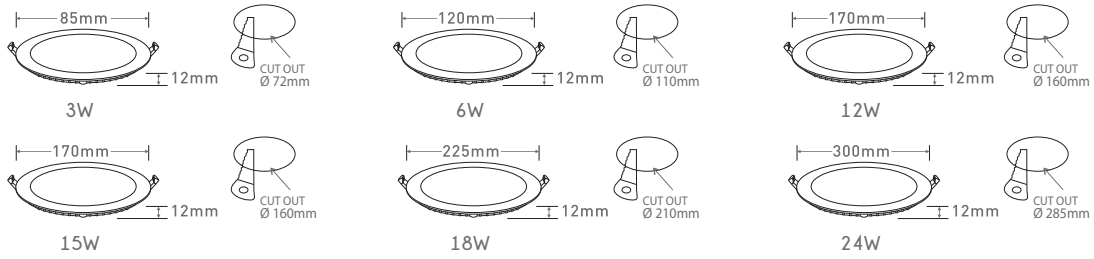


SPARKLE COB DOWNLIGHTER

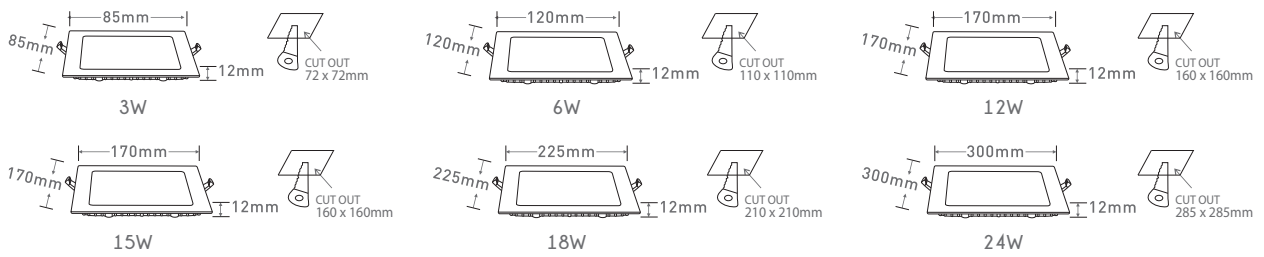


THESE ARE THE DIMENSIONS TO  
THE CUTOUTS FOR THEIR RESPECTIVE LIGHTS

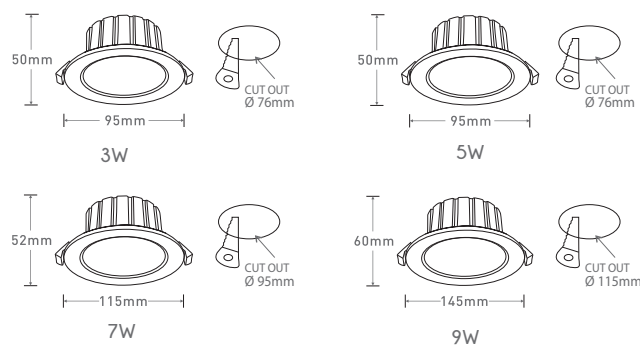
HELIO SLIM PANEL ROUND



HELIO SLIM PANEL SQUARE



AURA DOWNLIGHTER





# **CENTURY LED** LTD.

## **HEAD OFFICE**

HMP House, 2nd Floor, 4, Fairlie Place, Kolkata 700001, India.  
Telephone No.: +91 33 3055 4060.

## **FACTORY**

Srijan Industrial Logistic Park, Block – A, NH – 6, Bombay Road,  
Howrah – 711 409, West Bengal, India.

To know more: Contact on 18003451345 | [helpdesk@magiklights.com](mailto:helpdesk@magiklights.com)  
Log on to: [www.magiklights.com](http://www.magiklights.com)